

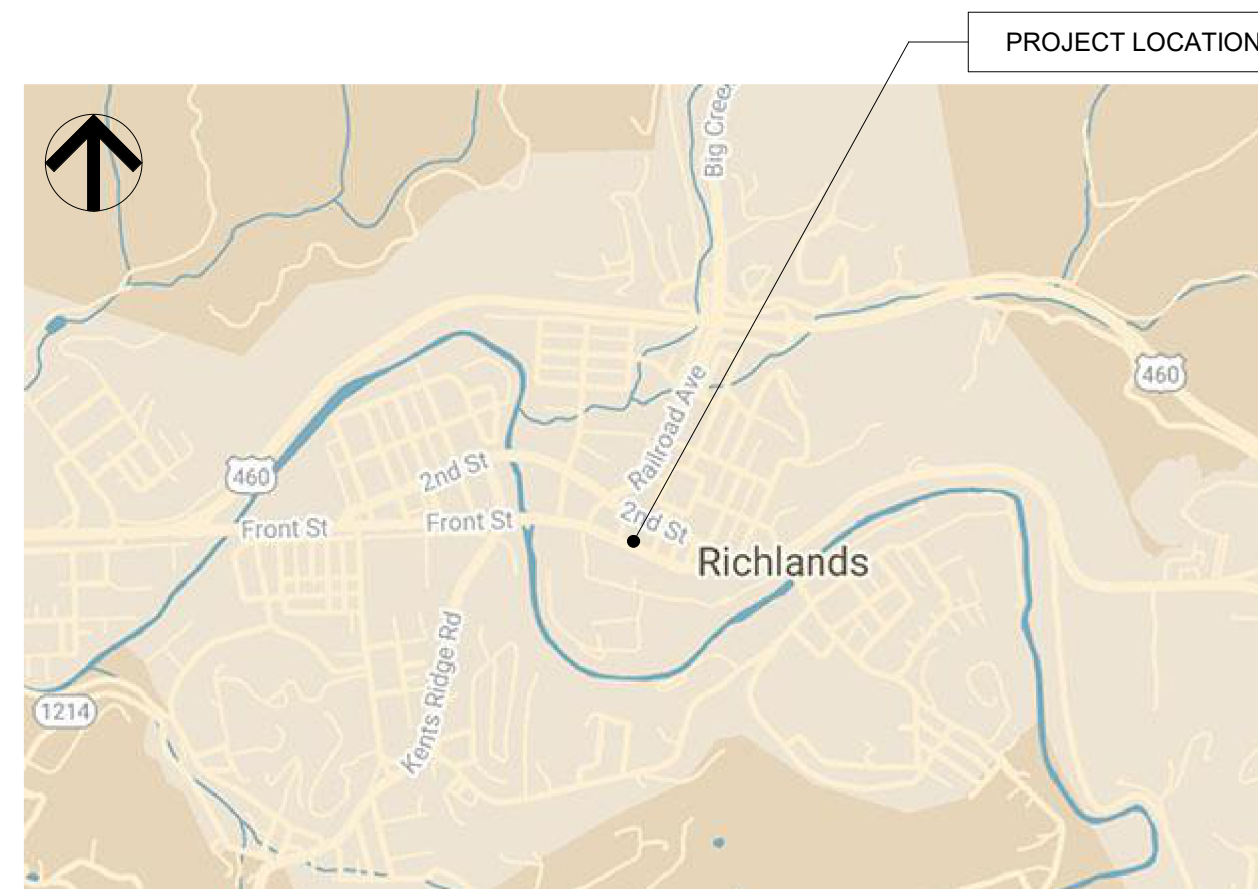
PHASE 2 RENOVATIONS FOR RICHLANDS BRANCH TAZEWELL COUNTY PUBLIC LIBRARY



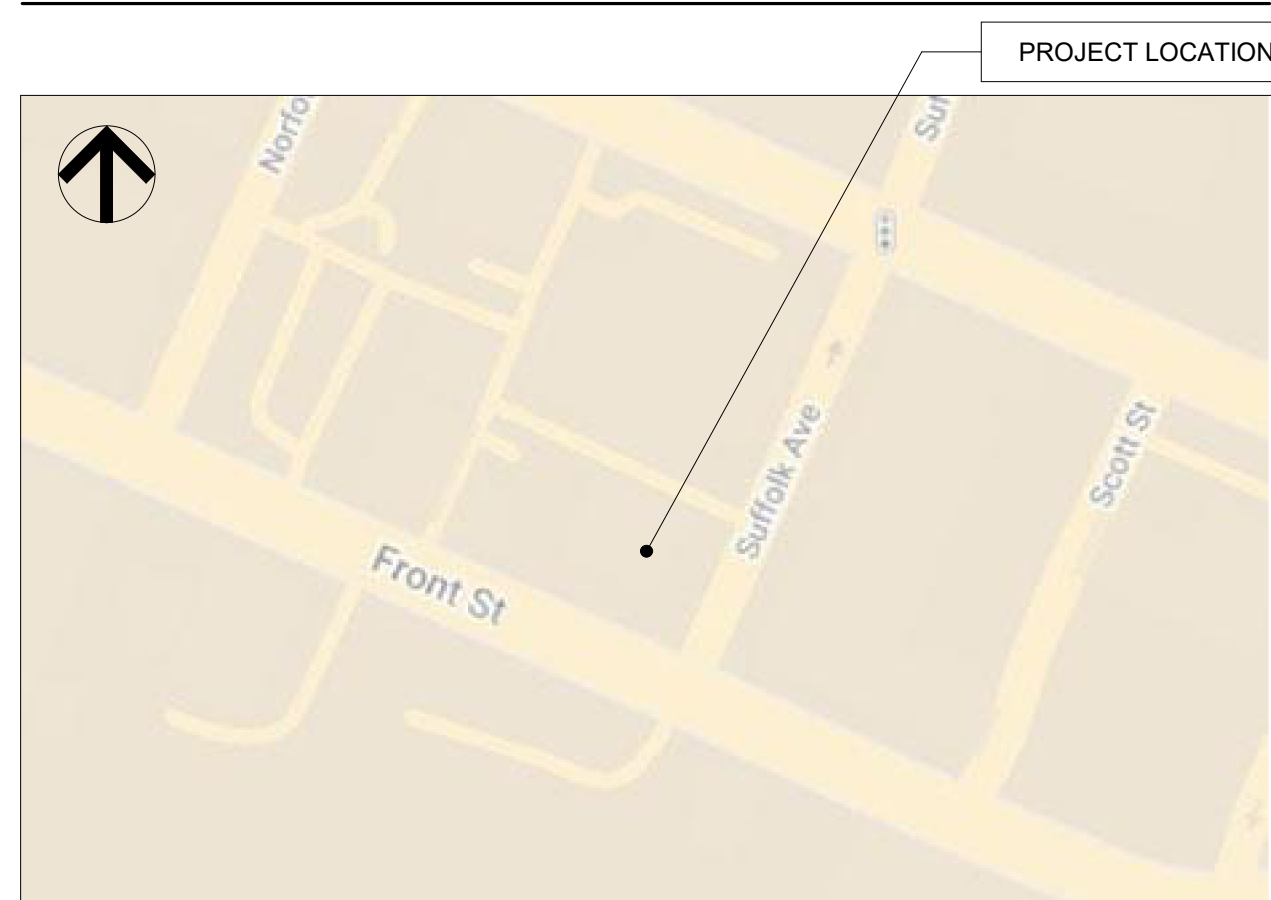
651 NORTH MAIN STREET, SUITE 5
MARION, VA 24354
TEL: 276.783.5133

271 WEST VIEW STREET
HARRISONBURG, VA 22801
TEL: 540.416.1022

VICINITY MAP



KEY PLAN



PROJECT DESCRIPTION

THE PROJECT CONSISTS OF MISCELLANEOUS INTERIOR RENOVATIONS AND THE ADDITION OF AN ELEVATOR, A NEW STAIR TO THE ATTIC, AND A NEW LIBRARIAN'S OFFICE.

CODE ANALYSIS

APPLICABLE CODES:	2018 VIRGINIA EXISTING BUILDING CODE (VEBC)	
	2018 VIRGINIA CONSTRUCTION CODE (VCC)	
ACCESSIBILITY:	2018 ICC INTERNATIONAL BUILDING CODE	
	ANSI A 117.1/2009	
CODE REQUIREMENTS		REFERENCES
OCCUPANCY CLASSIFICATION:	A3 - LIBRARY	VCC 303.4 & 310.4
TYPE OF CONSTRUCTION:	TYPE VB	VCC TABLE 601
BUILDING AREA:	FLOOR AREA:	WORK AREA:
BASEMENT:	1,440 SQ. FT.	75 SQ. FT.
LEVEL 1:	1,664 SQ. FT.	150 SQ. FT.
LEVEL 2:	1,664 SQ. FT.	200 SQ. FT.
LEVEL 3:	835 SQ. FT.	130 SQ. FT.
TOTAL:	5,603 SQ. FT.	555 SQ. FT.
FIRE ALARM:	PROVIDED	VCC 907.2
FIRE SEPARATION:		
STAIR ENCLOSURE:	NONE	
ELEVATOR SHAFT:	1 HR FIRE BARRIER	
OCCUPANT LOAD	LEVEL:	OCCUPANTS:
	BASEMENT	3
	LEVEL 1	21
	LEVEL 2	23
	LEVEL 3	29
	TOTAL	76
EXITS	2 PROVIDED	
EGRESS DISTANCES	COMMON PATH OF EGRESS TRAVEL: 84'	



DRAWING LIST

A001	COVER PAGE
A101	LOWER LEVEL PLAN
A102	LEVEL 1 FLOOR PLAN
A103	LEVEL 2 FLOOR PLAN
A104	LEVEL 3 FLOOR PLAN
A111	ROOF PLAN
A131	FIN. LEGEND&SCHED. & DOOR SCHED.
A201	EXTERIOR ELEVATIONS
A202	EXTERIOR ELEVATIONS
A203	EXTERIOR ELEVATIONS
A204	EXTERIOR ELEVATIONS
A301	BUILDING SECTIONS
A302	BUILDING SECTIONS
A303	BUILDING SECTIONS
A401	ENLARGED TOILET PLANS & DETAILS
A402	STAIR & ELEVATOR PLANS & SECTIONS
A601	DOOR & HARDWARE SCHEDULES
A701	CASEWORK ELEVATIONS
M101	MECHANICAL LOWER LEVEL PLAN
M102	MECHANICAL LEVEL 1 PLAN
M103	MECHANICAL LEVEL 2 PLAN
M104	MECHANICAL LEVEL 3 PLAN


PROJECT DIRECTORY

OWNER	ERICA GALLOWAY TAZEWELL COUNTY LIBRARIAN 276-988-2541
ARCHITECT	HUBER ARCHITECTS 651 NORTH MAIN STREET MARION, VIRGINIA 24354 BILL HUBER 276 783 5133
CONTRACTOR	TBD
MEP	JOHN A. GARLAND, PE ROANOKE, VA 540-537-4581

PHASE 2 RENOVATIONS FOR
RICHLANDS BRANCH TAZEWELL
COUNTY PUBLIC LIBRARY
102 SUFFOLK AVENUE
RICHLANDS, VIRGINIA 24641

1 PERMIT SET 8/4/23

DESCRIPTION DATE



COPYRIGHT: 2021 ALL RIGHTS RESERVED.
PRINTED OR ELECTRONIC DRAWINGS AND
DOCUMENTATION MAY NOT BE REPRODUCED
IN ANY FORM WITHOUT WRITTEN PERMISSION
FROM HUBER ARCHITECTS, PC.

PROJECT: 2308
DATE: 8/4/2023 2:57:39 PM

COVER PAGE

A001

DEMO PLAN GENERAL NOTES

- A. ALL DRAWINGS WERE CREATED FROM FIELD INVESTIGATION AND AVAILABLE RECORD DRAWINGS PROVIDED BY OWNER. GC TO VISIT SITE TO VERIFY EXISTING CONDITIONS. NOTIFY THE ARCHITECT IF ANY DISCREPANCIES ARE FOUND.
- B. GC TO COORDINATE WITH BUILDING WORK HOURS AND ALL REQUIREMENTS OF THE BUILDING RULES AND REGULATIONS.
- C. GC IS RESPONSIBLE FOR CHECKING CONTRACT DOCUMENTS AND FIELD CONDITIONS BEFORE PROCEEDING WITH DEMOLITION. CLARIFICATIONS REGARDING ANY CONFLICTS SHALL BE MADE TO ARCHITECT PRIOR TO START OF WORK.
- D. GC SHALL COORDINATE ALL PHASING OF THE WORK WITH BUILDING MANAGEMENT INCLUDING DELIVERIES OF EQUIPMENT AND MATERIALS. REMOVAL OF ALL DEBRIS INCLUDING RECYCLABLES AND DEMOLITION REUSABLES.
- E. CONDUCT DEMOLITION TO MINIMIZE INTERFERENCE WITH ADJACENT BUILDING AREAS. MAINTAIN PROTECTED EGRESS AND ACCESS AT ALL TIMES.
- F. PROTECT ALL EXISTING TO REMAIN SURFACES AND PARTITIONS DURING DEMOLITION. CONTRACTOR SHALL EXERCISE CARE IN REMOVING DEMOLITION ITEMS AND SHALL REPAIR OR REPLACE AT HIS COST ANY DAMAGE CAUSED TO EXISTING CONSTRUCTION AND EQUIPMENT TO REMAIN.
- G. REMOVE EXISTING FINISHES AS NEEDED TO INSTALL NEW WORK AND/OR FINISHES. COORDINATE WITH FLOOR PLANS AND FINISH PLANS AS NECESSARY.
- H. ALL MATERIALS REMOVED DURING DEMOLITION (AND NOT TO BE RELOCATED) SHALL BECOME THE PROPERTY OF THE CONTRACTOR WHO SHALL REMOVE THEM FROM THE SITE AND DISPOSE OF THEM IN A LEGAL, SAFE MANNER, UNLESS NOTED OTHERWISE.
- I. UNLESS NOTED TO REMAIN, REMOVE EXISTING FLOOR COVERINGS, WALL SURFACES, AND CEILINGS THROUGHOUT AS NECESSARY TO ACHIEVE THE FINAL DESIGN INDICATED IN THESE DRAWINGS.
- J. REMOVE ALL GYPSUM BOARD DOWN TO STRUCTURE, UNLESS NOTED OTHERWISE.
- K. THE EXISTING EMERGENCY ELECTRICAL SYSTEM INCLUDING THE EMERGENCY ELECTRICAL SERVICE, EXIT SIGNS, EMERGENCY LIGHTS, AND FIRE ALARM SYSTEM SHALL BE PROTECTED AND REMAIN IN SERVICE THROUGHOUT THE DEMOLITION WORK.
- L. SPRINKLER SYSTEM TO REMAIN OPERATIONAL DURING DEMOLITION AND CONSTRUCTION INsofar AS POSSIBLE.

DEMO PLAN LEGEND

- EXISTING WALL TO REMAIN
- WALL TO BE DEMOLISHED
- EXISTING DOOR TO REMAIN
- DOOR TO BE DEMOLISHED
- EXISTING WINDOW TO REMAIN
- WINDOW TO BE DEMOLISHED

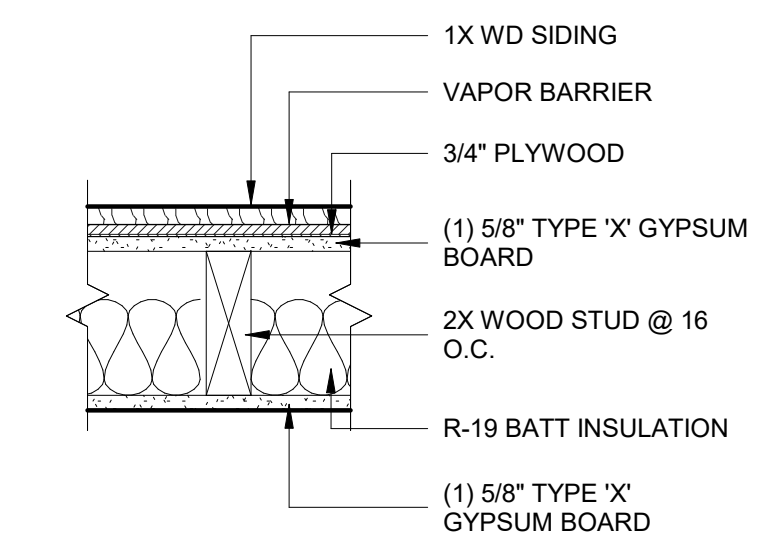
FLOOR PLAN GENERAL NOTES

- A. PREP, REPAIR AND SMOOTH ALL SUBSTRATES AS NEEDED FOR SCHEDULED FLOOR AND WALL FINISHES
- B. DO NOT LEAVE ANY SURFACE IN AN UNFINISHED STATE
- C. PATCH & REPAIR ALL ADJACENT FINISHES AFTER DEMOLITION
- D. PROVIDE FLOOR TRANSITIONS BETWEEN DISSIMILAR FLOOR FINISHES - TYP.

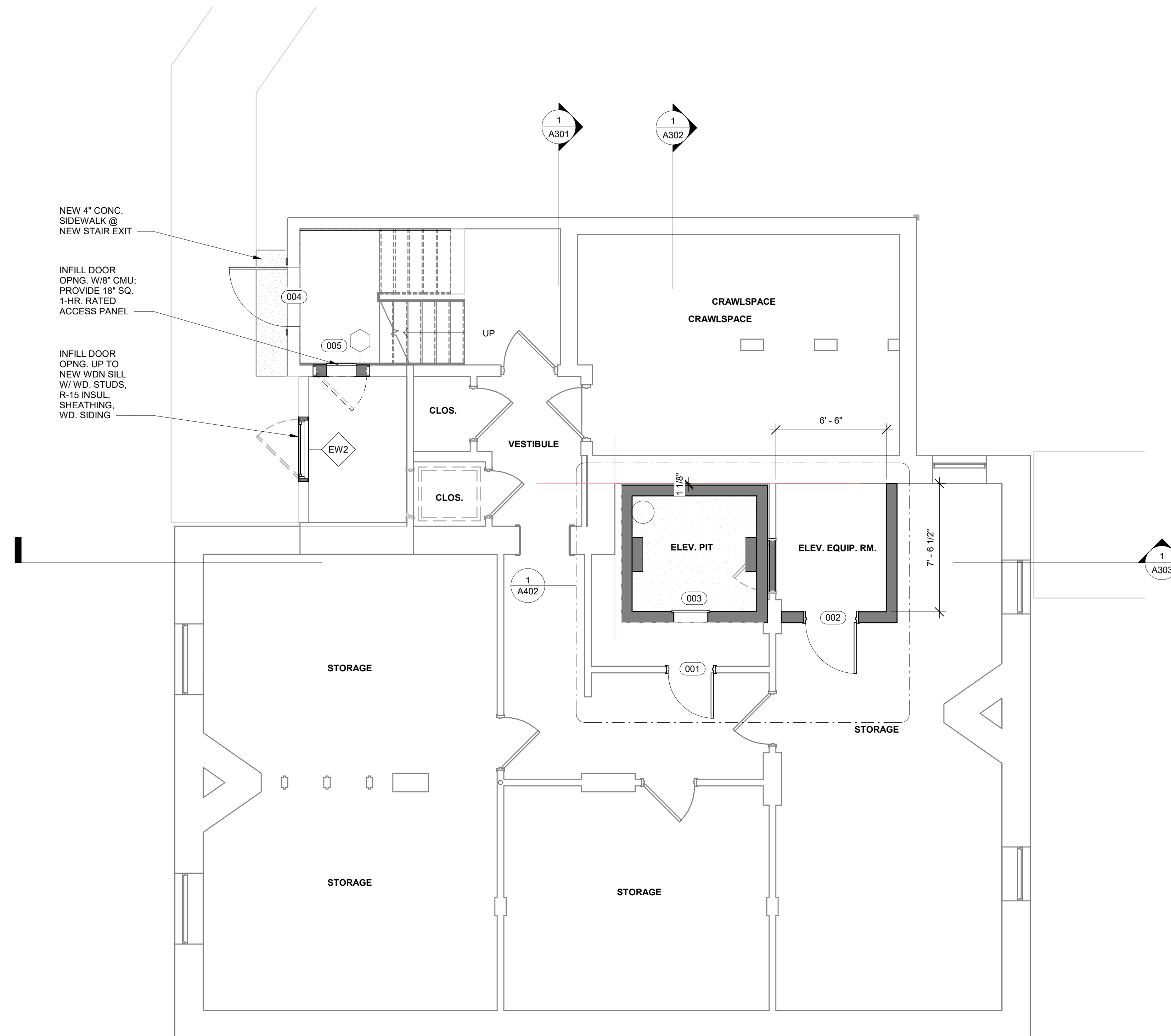
FLOOR PLAN LEGEND

- EXISTING WALL TO REMAIN
- NEW WALL
- EXISTING DOOR TO REMAIN
- NEW DOOR
- EXISTING WINDOW TO REMAIN
- NEW WINDOW
- OCCUPANT LOAD

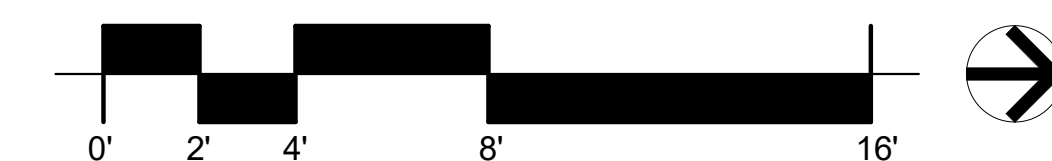
EXTERIOR WALL ASSEMBLY



EW2 PROPOSED EXTERIOR WALL



1 LOWER LEVEL FLOOR PLAN
1/4" = 1'-0"




651 NORTH MAIN STREET, SUITE 5
HARRISON, VA 24354
TEL: 276.783.5133
271 WEST VIEW STREET
HARRISONBURG, VA 22801
TEL: 540.416.1022

PHASE 2 RENOVATIONS FOR
RICHLANDS BRANCH TAZEWELL
COUNTY PUBLIC LIBRARY
 102 SUFFOLK AVENUE
 RICHLANDS, VIRGINIA 24641

1 PERMIT SET 8/4/23

DESCRIPTION DATE



COPYRIGHT: 2021 ALL RIGHTS RESERVED.
PRINTED OR ELECTRONIC DRAWINGS AND DOCUMENTATION MAY NOT BE REPRODUCED IN ANY FORM WITHOUT WRITTEN PERMISSION FROM HUBER ARCHITECTS, PC.

PROJECT: 2308
DATE: 8/4/2023 2:57:40 PM

LOWER LEVEL PLAN

A101

DEMO PLAN GENERAL NOTES

- A. ALL DRAWINGS WERE CREATED FROM FIELD INVESTIGATION AND AVAILABLE RECORD DRAWINGS PROVIDED BY OWNER. GC TO VISIT SITE TO VERIFY EXISTING CONDITIONS. NOTIFY THE ARCHITECT IF ANY DISCREPANCIES ARE FOUND.
- B. GC TO COORDINATE WITH BUILDING WORK HOURS AND ALL REQUIREMENTS OF THE BUILDING RULES AND REGULATIONS.
- C. GC IS RESPONSIBLE FOR CHECKING CONTRACT DOCUMENTS AND FIELD CONDITIONS BEFORE PROCEEDING WITH DEMOLITION. CLARIFICATIONS REGARDING ANY CONFLICTS SHALL BE MADE TO ARCHITECT PRIOR TO START OF WORK.
- D. GC SHALL COORDINATE ALL PHASING OF THE WORK WITH BUILDING MANAGEMENT INCLUDING DELIVERIES OF EQUIPMENT AND MATERIALS. REMOVAL OF ALL DEBRIS INCLUDING RECYCLABLES AND DEMOLITION REUSABLES.
- E. CONDUCT DEMOLITION TO MINIMIZE INTERFERENCE WITH ADJACENT BUILDING AREAS. MAINTAIN PROTECTED EGRESS AND ACCESS AT ALL TIMES.
- F. PROTECT ALL EXISTING TO REMAIN SURFACES AND PARTITIONS DURING DEMOLITION. CONTRACTOR SHALL EXERCISE CARE IN REMOVING DEMOLITION ITEMS AND SHALL REPAIR OR REPLACE AT HIS COST ANY DAMAGE CAUSED TO EXISTING CONSTRUCTION AND EQUIPMENT TO REMAIN.
- G. REMOVE EXISTING FINISHES AS NEEDED TO INSTALL NEW WORK AND/OR FINISHES. COORDINATE WITH FLOOR PLANS AND FINISH PLANS AS NECESSARY.
- H. ALL MATERIALS REMOVED DURING DEMOLITION (AND NOT TO BE RELOCATED) SHALL BECOME THE PROPERTY OF THE CONTRACTOR WHO SHALL REMOVE THEM FROM THE SITE AND DISPOSE OF THEM IN A LEGAL, SAFE MANNER, UNLESS NOTED OTHERWISE.
- I. UNLESS NOTED TO REMAIN, REMOVE EXISTING FLOOR COVERINGS, WALL SURFACES, AND CEILINGS THROUGHOUT AS NECESSARY TO ACHIEVE THE FINAL DESIGN INDICATED IN THESE DRAWINGS.
- J. REMOVE ALL GYPSUM BOARD DOWN TO STRUCTURE, UNLESS NOTED OTHERWISE.
- K. THE EXISTING EMERGENCY ELECTRICAL SYSTEM INCLUDING THE EMERGENCY ELECTRICAL SERVICE, EXIT SIGNS, EMERGENCY LIGHTS, AND FIRE ALARM SYSTEM SHALL BE PROTECTED AND REMAIN IN SERVICE THROUGHOUT THE DEMOLITION WORK.
- L. SPRINKLER SYSTEM TO REMAIN OPERATIONAL DURING DEMOLITION AND CONSTRUCTION INsofar AS POSSIBLE.

DEMO PLAN LEGEND

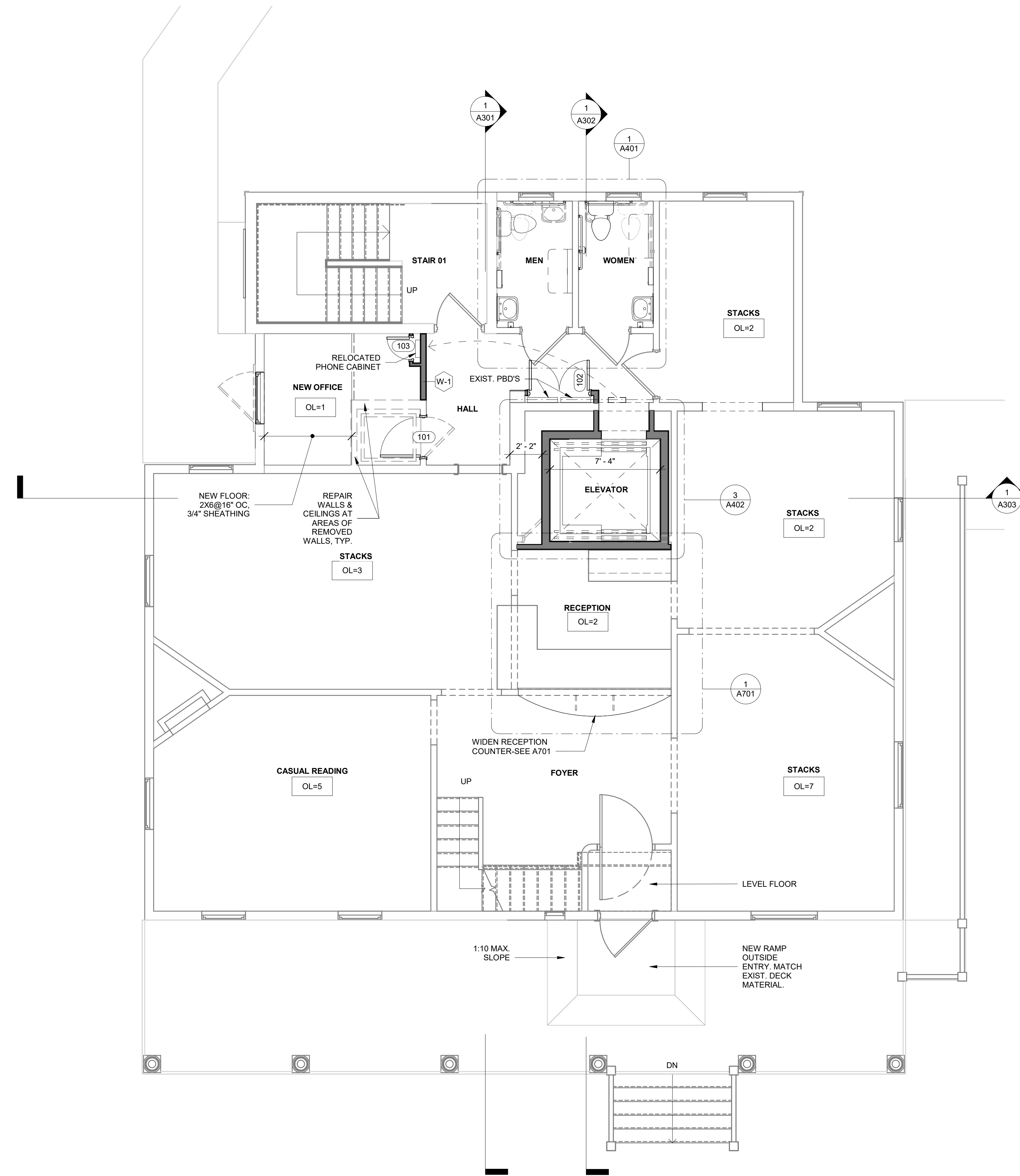
- EXISTING WALL TO REMAIN
- WALL TO BE DEMOLISHED
- EXISTING DOOR TO REMAIN
- DOOR TO BE DEMOLISHED
- EXISTING WINDOW TO REMAIN
- WINDOW TO BE DEMOLISHED

FLOOR PLAN GENERAL NOTES

- A. PREP, REPAIR AND SMOOTH ALL SUBSTRATES AS NEEDED FOR SCHEDULED FLOOR AND WALL FINISHES
- B. DO NOT LEAVE ANY SURFACE IN AN UNFINISHED STATE
- C. PATCH & REPAIR ALL ADJACENT FINISHES AFTER DEMOLITION
- D. PROVIDE FLOOR TRANSITIONS BETWEEN DISSIMILAR FLOOR FINISHES - TYP.

FLOOR PLAN LEGEND

- EXISTING WALL TO REMAIN
- NEW WALL
- EXISTING DOOR TO REMAIN
- NEW DOOR
- EXISTING WINDOW TO REMAIN
- NEW WINDOW
- OCCUPANT LOAD



1 LEVEL 1 FLOOR PLAN
1/4" = 1'-0"




651 NORTH MAIN STREET, SUITE 5
HARRISON, VA 24354
TEL: 276.783.5133
271 WEST VIEW STREET
HARRISONBURG, VA 22801
TEL: 540.416.1022

PHASE 2 RENOVATIONS FOR
**RICHLANDS BRANCH TAZEWELL
 COUNTY PUBLIC LIBRARY**
 102 SUFFOLK AVENUE
 RICHLANDS, VIRGINIA 24641

1 PERMIT SET 8/4/23

DESCRIPTION DATE

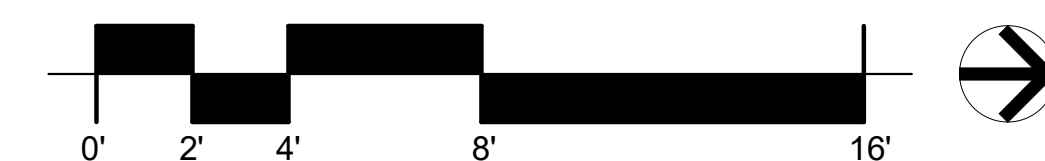


COPYRIGHT: 2021 ALL RIGHTS RESERVED.
PRINTED OR ELECTRONIC DRAWINGS AND
DOCUMENTATION MAY NOT BE REPRODUCED
IN ANY FORM WITHOUT WRITTEN PERMISSION
FROM HUBER ARCHITECTS, PC.

PROJECT: 2308
DATE: 8/4/2023 2:57:41 PM

LEVEL 1 FLOOR PLAN

A102



DEMO PLAN GENERAL NOTES

- A. ALL DRAWINGS WERE CREATED FROM FIELD INVESTIGATION AND AVAILABLE RECORD DRAWINGS PROVIDED BY OWNER. GC TO VISIT SITE TO VERIFY EXISTING CONDITIONS. NOTIFY THE ARCHITECT IF ANY DISCREPANCIES ARE FOUND.
- B. GC TO COORDINATE WITH BUILDING WORK HOURS AND ALL REQUIREMENTS OF THE BUILDING RULES AND REGULATIONS.
- C. GC IS RESPONSIBLE FOR CHECKING CONTRACT DOCUMENTS AND FIELD CONDITIONS BEFORE PROCEEDING WITH DEMOLITION. CLARIFICATIONS REGARDING ANY CONFLICTS SHALL BE MADE TO ARCHITECT PRIOR TO START OF WORK.
- D. GC SHALL COORDINATE ALL PHASING OF THE WORK WITH BUILDING MANAGEMENT INCLUDING DELIVERIES OF EQUIPMENT AND MATERIALS. REMOVAL OF ALL DEBRIS INCLUDING RECYCLABLES AND DEMOLITION REUSABLES.
- E. CONDUCT DEMOLITION TO MINIMIZE INTERFERENCE WITH ADJACENT BUILDING AREAS. MAINTAIN PROTECTED EGRESS AND ACCESS AT ALL TIMES.
- F. PROTECT ALL EXISTING TO REMAIN SURFACES AND PARTITIONS DURING DEMOLITION. CONTRACTOR SHALL EXERCISE CARE IN REMOVING DEMOLITION ITEMS AND SHALL REPAIR OR REPLACE AT HIS COST ANY DAMAGE CAUSED TO EXISTING CONSTRUCTION AND EQUIPMENT TO REMAIN.
- G. REMOVE EXISTING FINISHES AS NEEDED TO INSTALL NEW WORK AND/OR FINISHES. COORDINATE WITH FLOOR PLANS AND FINISH PLANS AS NECESSARY.
- H. ALL MATERIALS REMOVED DURING DEMOLITION (AND NOT TO BE RELOCATED) SHALL BECOME THE PROPERTY OF THE CONTRACTOR WHO SHALL REMOVE THEM FROM THE SITE AND DISPOSE OF THEM IN A LEGAL, SAFE MANNER, UNLESS NOTED OTHERWISE.
- I. UNLESS NOTED TO REMAIN, REMOVE EXISTING FLOOR COVERINGS, WALL SURFACES, AND CEILINGS THROUGHOUT AS NECESSARY TO ACHIEVE THE FINAL DESIGN INDICATED IN THESE DRAWINGS.
- J. REMOVE ALL GYPSUM BOARD DOWN TO STRUCTURE, UNLESS NOTED OTHERWISE.
- K. THE EXISTING EMERGENCY ELECTRICAL SYSTEM INCLUDING THE EMERGENCY ELECTRICAL SERVICE, EXIT SIGNS, EMERGENCY LIGHTS, AND FIRE ALARM SYSTEM SHALL BE PROTECTED AND REMAIN IN SERVICE THROUGHOUT THE DEMOLITION WORK.
- L. SPRINKLER SYSTEM TO REMAIN OPERATIONAL DURING DEMOLITION AND CONSTRUCTION INsofar AS POSSIBLE.

DEMO PLAN LEGEND

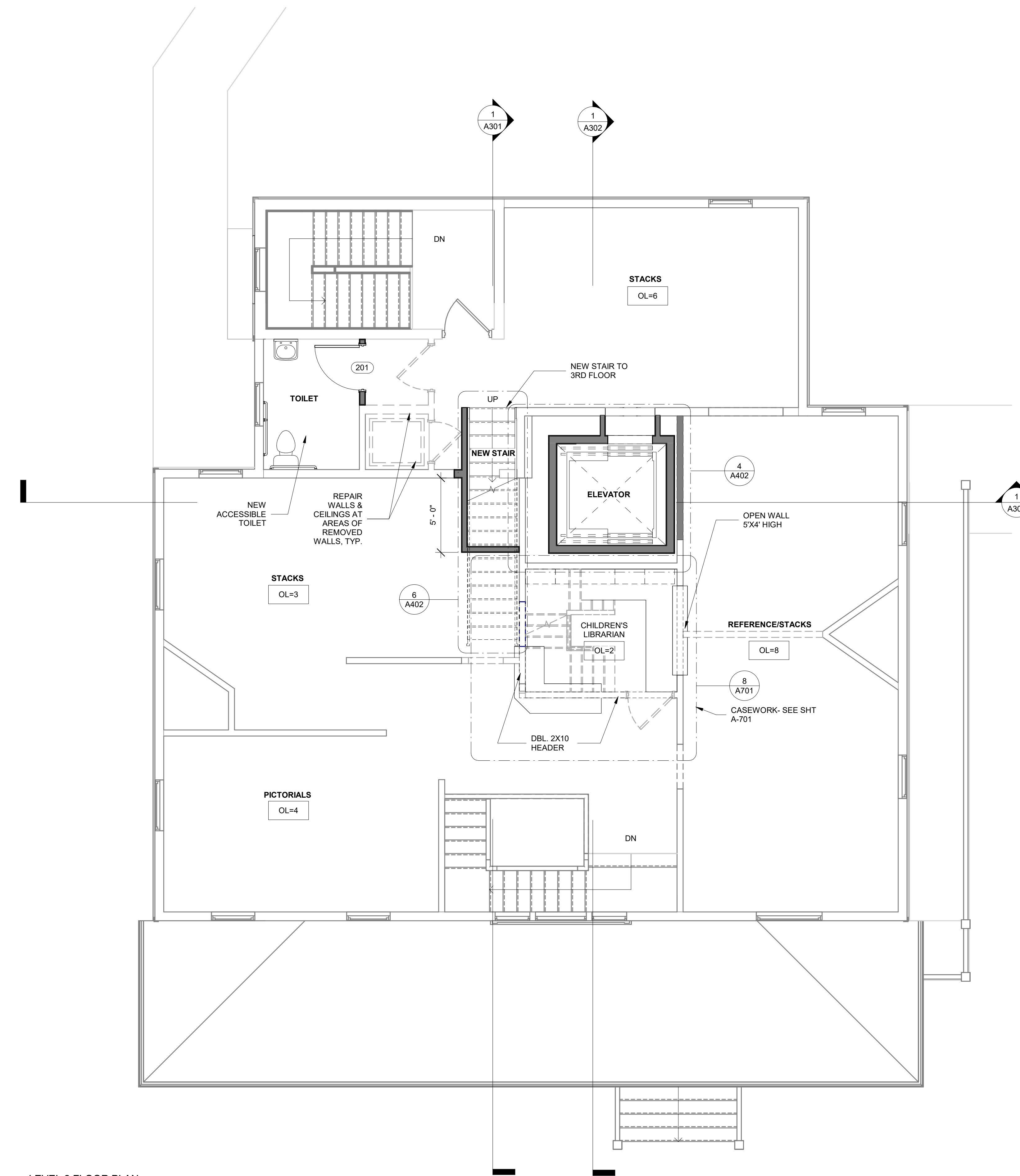
- EXISTING WALL TO REMAIN
- WALL TO BE DEMOLISHED
- EXISTING DOOR TO REMAIN
- DOOR TO BE DEMOLISHED
- EXISTING WINDOW TO REMAIN
- WINDOW TO BE DEMOLISHED

FLOOR PLAN GENERAL NOTES

- A. PREP, REPAIR AND SMOOTH ALL SUBSTRATES AS NEEDED FOR SCHEDULED FLOOR AND WALL FINISHES
- B. DO NOT LEAVE ANY SURFACE IN AN UNFINISHED STATE
- C. PATCH & REPAIR ALL ADJACENT FINISHES AFTER DEMOLITION
- D. PROVIDE FLOOR TRANSITIONS BETWEEN DISSIMILAR FLOOR FINISHES - TYP.

FLOOR PLAN LEGEND

- EXISTING WALL TO REMAIN
- NEW WALL
- EXISTING DOOR TO REMAIN
- NEW DOOR
- EXISTING WINDOW TO REMAIN
- NEW WINDOW
- OCCUPANT LOAD



① LEVEL 2 FLOOR PLAN
1/4" = 1'-0"




651 NORTH MAIN STREET, SUITE 5
HARRISON, VA 24354
TEL: 276.783.5133
271 WEST VIEW STREET
HARRISONBURG, VA 22801
TEL: 540.416.1022

**PHASE 2 RENOVATIONS FOR
 RICHLANDS BRANCH TAZEWELL
 COUNTY PUBLIC LIBRARY**
 102 SUFFOLK AVENUE
 RICHLANDS, VIRGINIA 24641

1 PERMIT SET 8/4/23

DESCRIPTION DATE



COPYRIGHT: 2021 ALL RIGHTS RESERVED.
PRINTED OR ELECTRONIC DRAWINGS AND
DOCUMENTATION MAY NOT BE REPRODUCED
IN ANY FORM WITHOUT WRITTEN PERMISSION
FROM HUBER ARCHITECTS, PC.

PROJECT: 2308
DATE: 8/4/2023 2:57:41 PM

**LEVEL 2 FLOOR PLAN
A103**

DEMO PLAN GENERAL NOTES

- A. ALL DRAWINGS WERE CREATED FROM FIELD INVESTIGATION AND AVAILABLE RECORD DRAWINGS PROVIDED BY OWNER. GC TO VISIT SITE TO VERIFY EXISTING CONDITIONS. NOTIFY THE ARCHITECT IF ANY DISCREPANCIES ARE FOUND.
- B. GC TO COORDINATE WITH BUILDING WORK HOURS AND ALL REQUIREMENTS OF THE BUILDING RULES AND REGULATIONS.
- C. GC IS RESPONSIBLE FOR CHECKING CONTRACT DOCUMENTS AND FIELD CONDITIONS BEFORE PROCEEDING WITH DEMOLITION. CLARIFICATIONS REGARDING ANY CONFLICTS SHALL BE MADE TO ARCHITECT PRIOR TO START OF WORK.
- D. GC SHALL COORDINATE ALL PHASING OF THE WORK WITH BUILDING MANAGEMENT INCLUDING DELIVERIES OF EQUIPMENT AND MATERIALS. REMOVAL OF ALL DEBRIS INCLUDING RECYCLABLES AND DEMOLITION REUSABLES.
- E. CONDUCT DEMOLITION TO MINIMIZE INTERFERENCE WITH ADJACENT BUILDING AREAS. MAINTAIN PROTECTED EGRESS AND ACCESS AT ALL TIMES.
- F. PROTECT ALL EXISTING TO REMAIN SURFACES AND PARTITIONS DURING DEMOLITION. CONTRACTOR SHALL EXERCISE CARE IN REMOVING DEMOLITION ITEMS AND SHALL REPAIR OR REPLACE AT HIS COST ANY DAMAGE CAUSED TO EXISTING CONSTRUCTION AND EQUIPMENT TO REMAIN.
- G. REMOVE EXISTING FINISHES AS NEEDED TO INSTALL NEW WORK AND/OR FINISHES. COORDINATE WITH FLOOR PLANS AND FINISH PLANS AS NECESSARY.
- H. ALL MATERIALS REMOVED DURING DEMOLITION (AND NOT TO BE RELOCATED) SHALL BECOME THE PROPERTY OF THE CONTRACTOR WHO SHALL REMOVE THEM FROM THE SITE AND DISPOSE OF THEM IN A LEGAL, SAFE MANNER, UNLESS NOTED OTHERWISE.
- I. UNLESS NOTED TO REMAIN, REMOVE EXISTING FLOOR COVERINGS, WALL SURFACES, AND CEILINGS THROUGHOUT AS NECESSARY TO ACHIEVE THE FINAL DESIGN INDICATED IN THESE DRAWINGS.
- J. REMOVE ALL GYPSUM BOARD DOWN TO STRUCTURE, UNLESS NOTED OTHERWISE.
- K. THE EXISTING EMERGENCY ELECTRICAL SYSTEM INCLUDING THE EMERGENCY ELECTRICAL SERVICE, EXIT SIGNS, EMERGENCY LIGHTS, AND FIRE ALARM SYSTEM SHALL BE PROTECTED AND REMAIN IN SERVICE THROUGHOUT THE DEMOLITION WORK.
- L. SPRINKLER SYSTEM TO REMAIN OPERATIONAL DURING DEMOLITION AND CONSTRUCTION INSOFAR AS POSSIBLE.

DEMO PLAN LEGEND

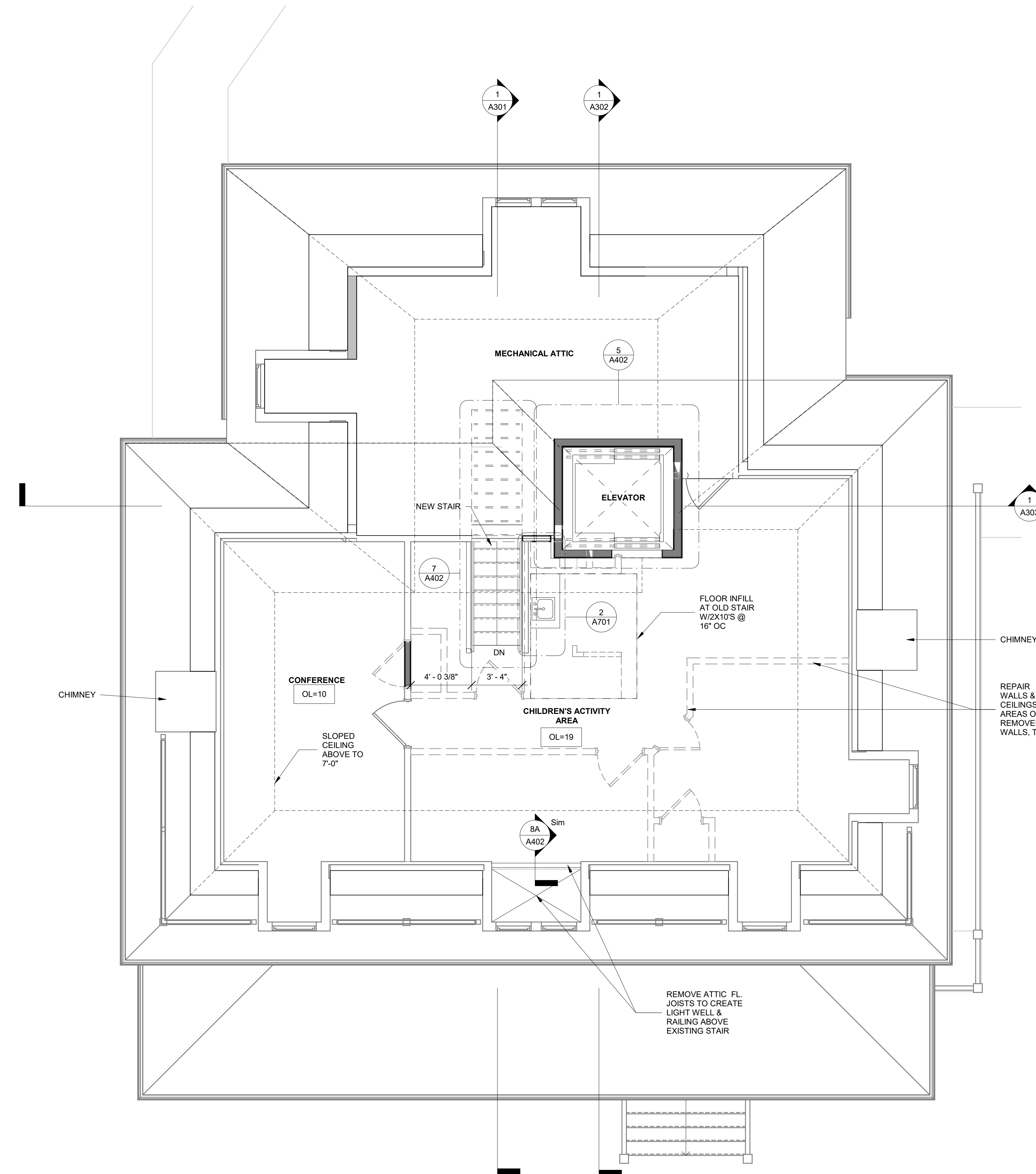
- EXISTING WALL TO REMAIN
- WALL TO BE DEMOLISHED
- EXISTING DOOR TO REMAIN
- DOOR TO BE DEMOLISHED
- EXISTING WINDOW TO REMAIN
- WINDOW TO BE DEMOLISHED

FLOOR PLAN GENERAL NOTES

- A. PREP, REPAIR AND SMOOTH ALL SUBSTRATES AS NEEDED FOR SCHEDULED FLOOR AND WALL FINISHES
- B. DO NOT LEAVE ANY SURFACE IN AN UNFINISHED STATE
- C. PATCH & REPAIR ALL ADJACENT FINISHES AFTER DEMOLITION
- D. PROVIDE FLOOR TRANSITIONS BETWEEN DISSIMILAR FLOOR FINISHES - TYP.

FLOOR PLAN LEGEND

- EXISTING WALL TO REMAIN
- NEW WALL
- EXISTING DOOR TO REMAIN
- NEW DOOR
- EXISTING WINDOW TO REMAIN
- NEW WINDOW
- OCCUPANT LOAD



① LEVEL 3 FLOOR PLAN
1/4" = 1'-0"




651 NORTH MAIN STREET, SUITE 5
HARRISON, VA 24354
TEL: 276.783.5133
271 WEST VIEW STREET
HARRISONBURG, VA 22801
TEL: 540.416.1022

PHASE 2 RENOVATIONS FOR
**RICHLANDS BRANCH TAZEWELL
 COUNTY PUBLIC LIBRARY**
 102 SUFFOLK AVENUE
 RICHLANDS, VIRGINIA 24641

1 PERMIT SET 8/4/23

#	DESCRIPTION	DATE
---	-------------	------

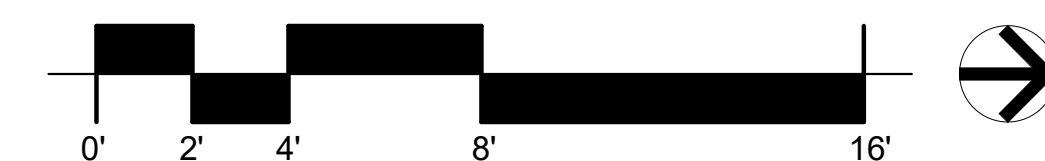


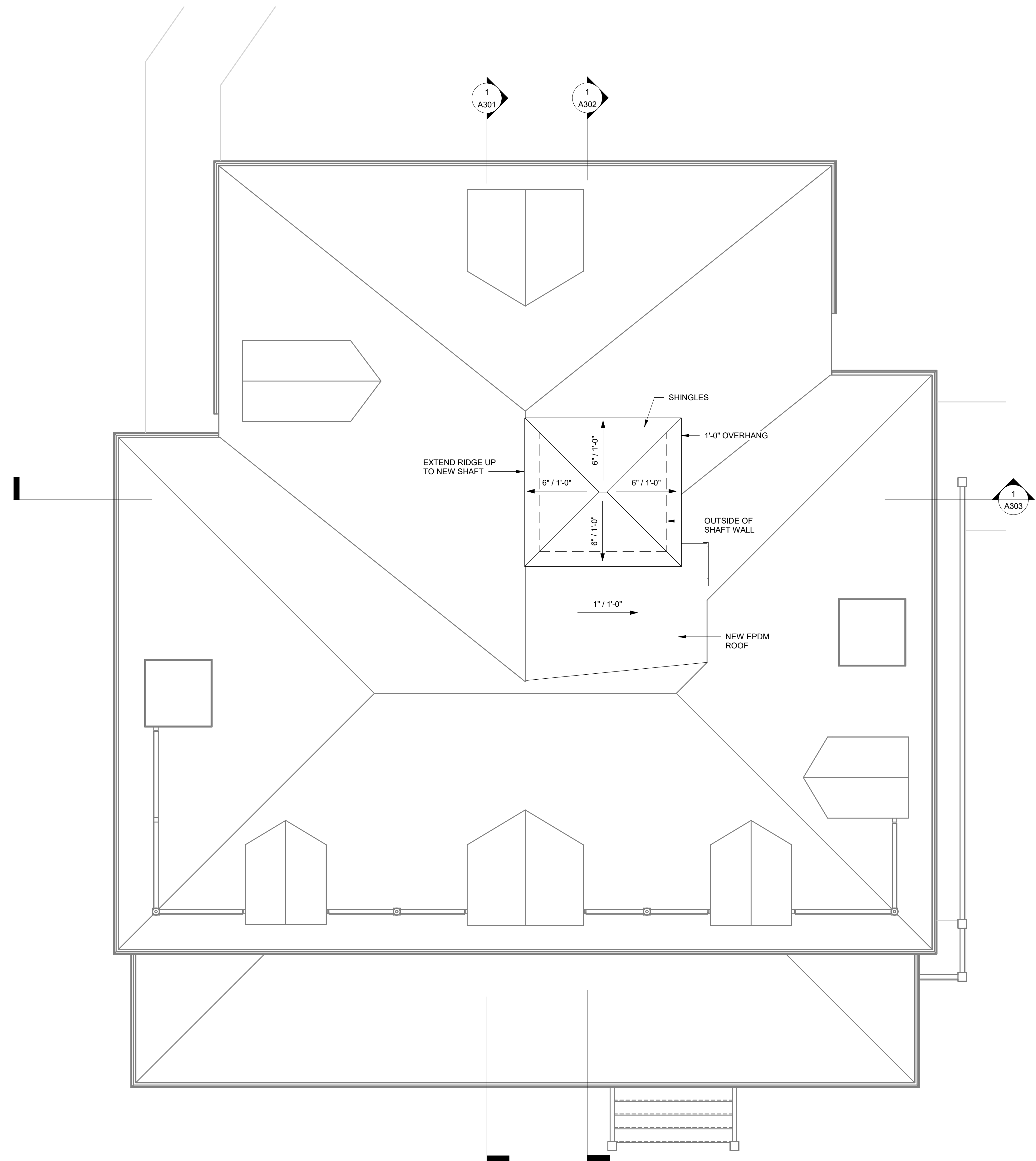
COPYRIGHT: 2021 ALL RIGHTS RESERVED. PRINTED OR ELECTRONIC DRAWINGS AND DOCUMENTATION MAY NOT BE REPRODUCED IN ANY FORM WITHOUT WRITTEN PERMISSION FROM HUBER ARCHITECTS, PC.

PROJECT: 2308
DATE: 8/4/2023 2:57:42 PM

LEVEL 3 FLOOR PLAN

A104





ROOF PLAN NOTES

- A. PROVIDE PRE-FINISHED METAL GUTTERS & DOWNSPOUTS IN SIZES AND PROFILES INDICATED
- B. COORDINATE DOWNSPOUT DRAINAGE, PER LOCATIONS INDICATED, WITH CIVIL DRAWINGS
- C. ALL DOWNSPOUTS TO BE 3" X 4" PROFILE
- D. ALL GUTTERS TO BE 6" OGEE PROFILE

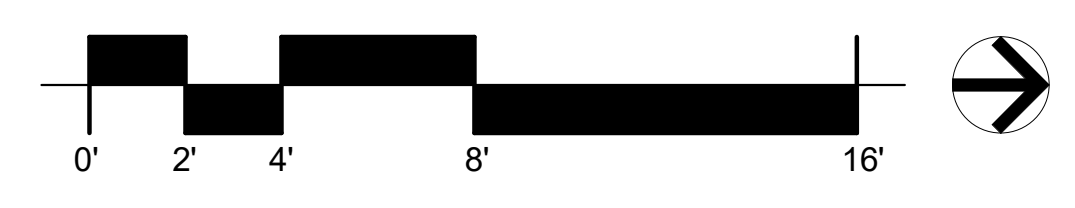
ROOF PLAN LEGEND

INDICATED AREA OF ICE & WATER SHIELD

ROOF PLAN KEYNOTES

0 NUMBERED KEYED NOTES LISTED BELOW MAY NOT APPLY TO EVERY SHEET. ONLY NUMBERS KEYED ON SHEET SHALL APPLY.

1 ROOF PLAN
1/4" = 1'-0"

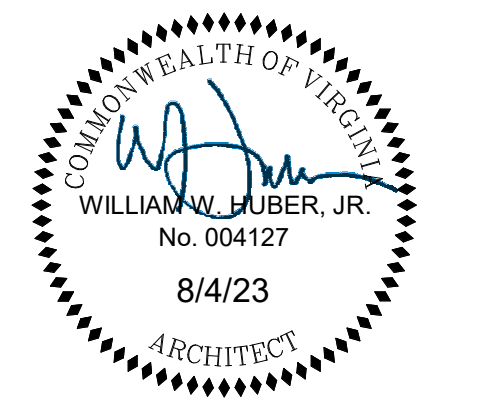


651 NORTH MAIN STREET, SUITE 5
MARRION, VA 24354
TEL: 276.783.5133
271 WEST VIEW STREET
HARRISONBURG, VA 22801
TEL: 540.416.1022

PHASE 2 RENOVATIONS FOR
**RICHLANDS BRANCH TAZEWELL
 COUNTY PUBLIC LIBRARY**
 102 SUFFOLK AVENUE
 RICHLANDS, VIRGINIA 24641

1 PERMIT SET 8/4/23

#	DESCRIPTION	DATE
1	PERMIT SET	8/4/23



COPYRIGHT: 2021 ALL RIGHTS RESERVED. PRINTED OR ELECTRONIC DRAWINGS AND DOCUMENTATION MAY NOT BE REPRODUCED IN ANY FORM WITHOUT WRITTEN PERMISSION FROM HUBER ARCHITECTS, P.C.

PROJECT: 2308
DATE: 8/4/2023 2:57:42 PM

ROOF PLAN
A111

FINISH SCHEDULE										
ROOM NAME	FLOOR	BASE		WALLS				CEILING		REMARKS
		MATERIAL	HEIGHT	NORTH	EAST	SOUTH	WEST	MATERIAL	HEIGHT	
LEVEL 1										
NEW OFFICE	CPT-1	WD-01	0' - 4"	P-01						
MEN	PC-01	-								
WOMEN	PC-01	-								
HALL	-	-							P-01	
LEVEL 2										
TOILET	PC-01									
ELEVATOR										
STACKS										
STACKS										
PICTORIALS										
REFERENCE/STACKS										
NEW STAIR	CPT-1	-		P-01	P-01	P-01	P-01			
LEVEL 3										
MECHANICAL ATTIC	-	-								
CONFERENCE	CPT-1	WD-01	0' - 4"							
CHILDREN'S ACTIVITY AREA	CPT-1	WD-01	0' - 4"							
ELEVATOR	CPT-1	WD-01	0' - 4"							

FINISH LEGEND					
KEY	MANUFACTURER	DESCRIPTION	PRODUCT	COLOR	REMARKS
CARPET					
CPT-1	TBD	TBD	TBD	TBD	\$30/SY MAT'L ALLOW
PORCELAIN TILE					
PC-01	TBD	TBD	TBD	TBD	
PAINT					
P-01	TBD	TBD	TBD	TBD	
PLASTIC LAMINATE					
PL-01	TBD	TBD	TBD	TBD	
PL-02	TBD	TBD	TBD	TBD	
SOLID SURFACE					
SS-01	TBD	TBD	TBD	TBD	
WOOD					
WD-01	TBD	TBD	TBD	TBD	MATCH EX.

FINISH SCHEDULE ABBREVIATIONS

ACT = ACOUSTIC CEILING TILE	PL = PLASTIC LAMINATE	U.N.O. = UNLESS NOTED OTHERWISE
C = CONCRETE	R = RESILIENT FLOORING	VCT = VINYL COMPOSITION TILE
CPT = CARPET	SS = SOLID SURFACE	WD = WOOD
FB = FABRIC	T = TILE	WS = WOOD STAIN
LVT = LUXURY VINYL TILE	TBD = TO BE DETERMINED	
P = PAINT	TR = TRIM	

FINISH PLAN NOTES

- PREP, REPAIR AND SMOOTH ALL SUBSTRATES AS NEEDED FOR SCHEDULED FLOOR AND WALL FINISHES
- PROVIDE TRANSITION STRIPS BETWEEN DISSIMILAR MATERIALS
- PAINT IN RESTROOMS TO BE SEMI-GLOSS PAINT
- STAIN, URETHANE WD. HANDRAILS
- ALL WOOD DOORS TO BE FACTORY PRE-FINISHED TO MATCH EXISTING U.N.O.
- PAINT ALL WALLS & BASEBOARD TO MATCH EXISTING

DOOR SCHEDULE												
MARK	WIDTH	HEIGHT	DOOR			FRAME			RATING	CLOSER	HARDWARE	REMARKS
			TYPE	MATERIAL	FINISH	TYPE	MATERIAL	FINISH				
LOWER LEVEL												
001	2' - 8"	6' - 8"	-	WD	MATCH EX.	HM1	MTL	PNT	-	-	5	MATCH EX. DOORS
002	3' - 0"	6' - 8"	-	HM	MATCH EX.	HM1	HM	PNT	60-MIN	-	-	-
003	2' - 0"	2' - 0"	-	-	-	-	-	-	-	-	-	-
SIDE ENTRY ELEVATION												
004	3' - 6"	6' - 8"	-	-	-	-	-	-	-	-	-	-
005	1' - 6"	1' - 6"	-	WD	MATCH EX.	WD	WD	PNT	60-MIN	X	7	RATED ACCESS DOOR
LEVEL 1												
101	2' - 8"	6' - 8"	-	-	-	HM1	MTL	PNT	-	-	3	MATCH EX. DOORS
102	4' - 0"	6' - 8"	F2	WD	MATCH EX.	HM1	MTL	PNT	-	-	1	MATCH EX. DOORS
103	1' - 6"	6' - 8"	-	WD	MATCH EX.	HM1	MTL	PNT	-	-	1	MATCH EX. DOORS
LEVEL 2												
201	3' - 0"	6' - 8"	-	-	-	-	-	-	-	-		RESTROOM MATCH EX. DOORS

DOOR HARDWARE SET LIST					
SET	HARDWARE TYPE	LOCKSET	HINGES	FRAME SILENCER	KICKPLATE
1	PASSAGE	PASSAGE LOCKSET	1 1/2 PR - BB 5 KNUCKLE	Yes	No
2	PRIVACY	PRIVACY LOCKSET	1 1/2 PR - BB 5 KNUCKLE	Yes	No
3	OFFICE, LOCKING	OFFICE LOCKSET	1 1/2 PR - BB 5 KNUCKLE	Yes	No
4	CLASSROOM	CLASSROOM LOCKSET	1 1/2 PR - BB 5 KNUCKLE	Yes	No
5	STORAGE	STORAGE LOCKSET	1 1/2 PR - BB 5 KNUCKLE	Yes	No
6	RESTROOM	PUSH/PULL	1 1/2 PR - BB 5 KNUCKLE	Yes	Yes
7	EGRESS	PANIC DEVICE - PUSH BAR	1 1/2 PR - BB 5 KNUCKLE	Yes	No
8	ENTRY	PANIC DEVICE - PUSH BAR	3 PR - BB 5 KNUCKLE	Yes	Yes

DOOR & HARDWARE NOTES

DOOR SCHEDULE LEGEND (ABBREVIATIONS USED IN SCHEDULE)

AL = ALUMINUM
AN = ANODIZED
F = FLUSH
FG = FULL GLASS
HM = HOLLOW METAL
PNT = PAINT
PRE-FIN = FACTORY FINISH
WD = WOOD

ANSI FUNCTIONS

F-36 PRIVACY LOCK
F-75 PASSAGE SET
F-81 ENTRANCE LOCK
F-82 OFFICE LOCK
F-84 CLASSROOM LOCK
F-86 STORAGE LOCK

DOOR SCHEDULE GENERAL NOTES

- GLAZING IN DOORS SHALL BE TEMPERED U.N.O.
- GLAZING IN EXTERIOR DOORS TO BE INSULATED
- GLAZING SIZES SHALL COMPLY WITH THE SIZE LIMITATIONS OF NFPA 80
- GLAZING IN FIRE-RATED DOORS TO BE FIRE RATED. NO WIRE GLASS IS ALLOWED.
- HOLLOW METAL FRAMES TO BE FULLY WELDED
- CONTRACTOR TO COORDINATE ALL JAMB DEPTHS WITH WALL THICKNESS
- EXTERIOR ROUGH OPENINGS TO BE SEALED WITH SEALANT AND BACKER-ROD
- PROVIDE COMMERCIAL GRADE DOOR HARDWARE
- DOOR HARDWARE TO COMPLY WITH GRASPABILITY AND MOUNTING REQUIREMENTS PER IBC SECTION 1008.
- PROVIDE REMOVABLE CORES AND KEY TO OWNER'S SYSTEM
- FIRE DOOR ASSEMBLIES SHALL BE LABELED BY AN APPROVED AGENCY. THE LABELS SHALL COMPLY WITH NFPA 80 AND SHALL BE PERMANENTLY AFFIXED TO THE DOOR OR FRAME
- PROVIDE SOLID F.R.T. WOOD BLOCKING AT WALL STOP LOCATIONS
- PROVIDE WEATHERSTRIPPING, DOOR SWEEPS, THRESHOLD AND DRIP CAPS AT EXTERIOR DOORS



651 NORTH MAIN STREET, SUITE 5
HARRISON, VA 24354
TEL: 276.783.5133

271 WEST VIEW STREET
HARRISONBURG, VA 22801
TEL: 540.416.1022

PHASE 2 RENOVATIONS FOR
**RICHLANDS BRANCH TAZEWELL
COUNTY PUBLIC LIBRARY**
102 SUFFOLK AVENUE
RICHLANDS, VIRGINIA 24641

1 PERMIT SET 8/4/23

DESCRIPTION DATE



COPYRIGHT: 2021 ALL RIGHTS RESERVED.
PRINTED OR ELECTRONIC DRAWINGS AND
DOCUMENTATION MAY NOT BE REPRODUCED
IN ANY FORM WITHOUT WRITTEN PERMISSION
FROM HUBER ARCHITECTS, PC.

PROJECT: 2308

DATE: 8/4/2023 2:57:43 PM


FIN. LEGEND&SCHED.
& DOOR SCHED.

A131

ELEVATION NOTES

- A. NOTE 1
- B. NOTE 2
- C. NOTE 3

ELEVATION LEGEND

-  EXISTING TO REMAIN
-  NEW CONSTRUCTION

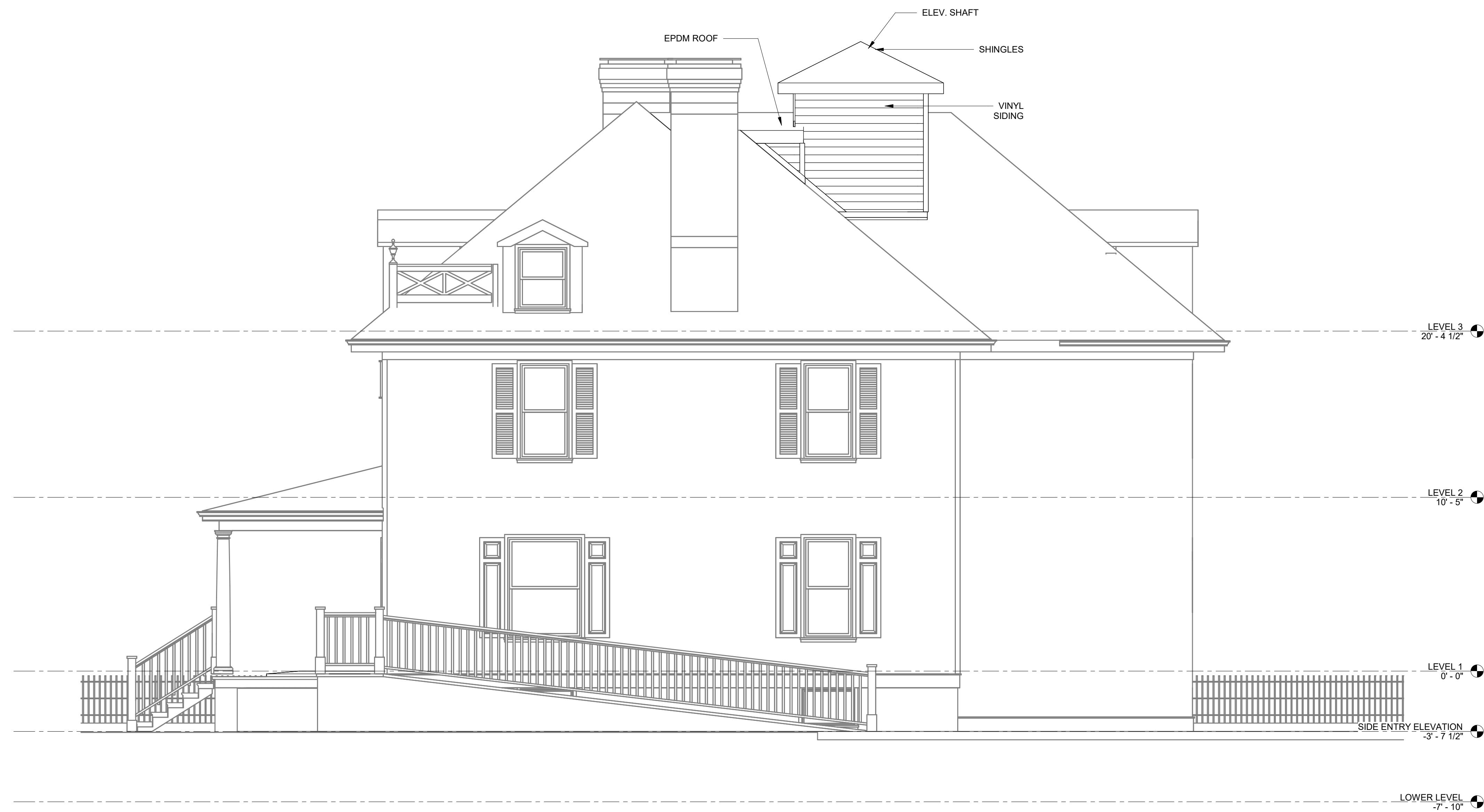
ELEVATION KEYNOTES

- 0 NUMBERED KEYED NOTES LISTED BELOW MAY NOT APPLY TO EVERY SHEET. ONLY NUMBERS KEYED ON SHEET SHALL APPLY.
- 1 NEW DOOR
- 2 NEW WINDOW



651 NORTH MAIN STREET, SUITE 5
 MARION, VA 24354
 TEL: 276.783.5133

271 WEST VIEW STREET
 HARRISONBURG, VA 22801
 TEL: 540.416.1022




① NORTH 1 ELEVATION
 1/4" = 1'-0"

PHASE 2 RENOVATIONS FOR
**RICHLANDS BRANCH TAZEWELL
 COUNTY PUBLIC LIBRARY**
 102 SUFFOLK AVENUE
 RICHLANDS, VIRGINIA 24641

1 PERMIT SET 8/4/23

DESCRIPTION DATE



COPYRIGHT: 2021 ALL RIGHTS RESERVED.
 PRINTED OR ELECTRONIC DRAWINGS AND
 DOCUMENTATION MAY NOT BE REPRODUCED
 IN ANY FORM WITHOUT WRITTEN PERMISSION
 FROM HUBER ARCHITECTS, P.C.

PROJECT: 2308
 DATE: 8/4/2023 2:57:44 PM

**EXTERIOR
 ELEVATIONS
 A201**

ELEVATION NOTES

- A. NOTE 1
- B. NOTE 2
- C. NOTE 3

ELEVATION LEGEND

-  EXISTING TO REMAIN
-  NEW CONSTRUCTION

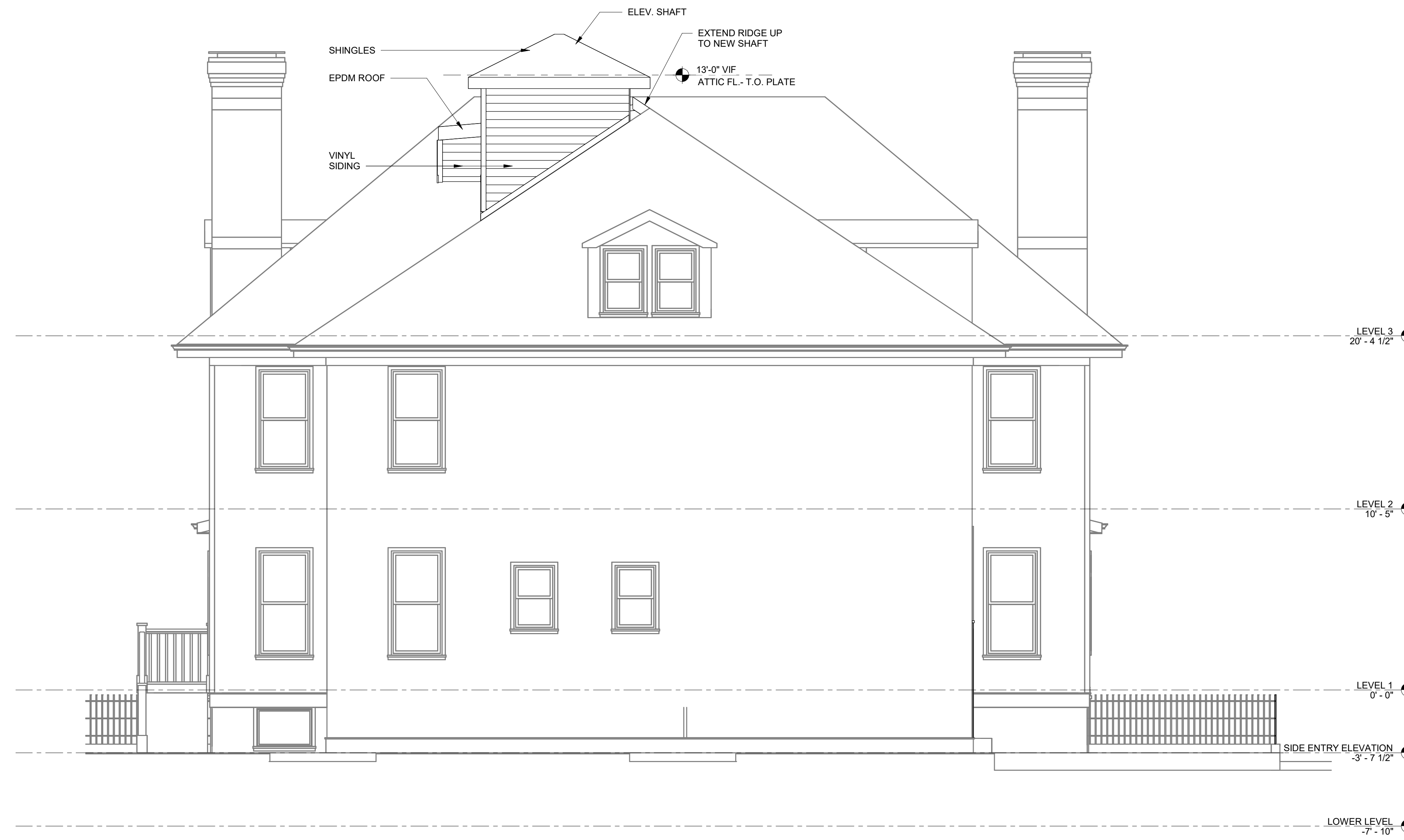
ELEVATION KEYNOTES

- 0 NUMBERED KEYED NOTES LISTED BELOW MAY NOT APPLY TO EVERY SHEET. ONLY NUMBERS KEYED ON SHEET SHALL APPLY.
- 1 NEW DOOR
- 2 NEW WINDOW



651 NORTH MAIN STREET, SUITE 5
 MARRION, VA 24354
 TEL: 276.783.5133

271 WEST VIEW STREET
 HARRISONBURG, VA 22801
 TEL: 540.416.1022




① WEST 1 ELEVATION
 1/4" = 1'-0"

PHASE 2 RENOVATIONS FOR
**RICHLANDS BRANCH TAZEWELL
 COUNTY PUBLIC LIBRARY**
 102 SUFFOLK AVENUE
 RICHLANDS, VIRGINIA 24641

1 PERMIT SET 8/4/23

DESCRIPTION DATE



COPYRIGHT: 2021 ALL RIGHTS RESERVED. PRINTED OR ELECTRONIC DRAWINGS AND DOCUMENTATION MAY NOT BE REPRODUCED IN ANY FORM WITHOUT WRITTEN PERMISSION FROM HUBER ARCHITECTS, PC.

PROJECT: 2308
 DATE: 8/4/2023 2:57:45 PM

**EXTERIOR
 ELEVATIONS
 A202**

ELEVATION NOTES

- A. NOTE 1
- B. NOTE 2
- C. NOTE 3

ELEVATION LEGEND

-  EXISTING TO REMAIN
-  NEW CONSTRUCTION

ELEVATION KEYNOTES

- 0 NUMBERED KEYED NOTES LISTED BELOW MAY NOT APPLY TO EVERY SHEET. ONLY NUMBERS KEYED ON SHEET SHALL APPLY.
- 1 NEW DOOR
- 2 NEW WINDOW



① EAST ELEVATION
1/4" = 1'-0"



651 NORTH MAIN STREET, SUITE 5
MARRION, VA 24354
TEL: 276.783.5133
271 WEST VIEW STREET
HARRISONBURG, VA 22801
TEL: 540.416.1022

PHASE 2 RENOVATIONS FOR
**RICHLANDS BRANCH TAZEWELL
 COUNTY PUBLIC LIBRARY**
 102 SUFFOLK AVENUE
 RICHLANDS, VIRGINIA 24641

1 PERMIT SET 8/4/23

DESCRIPTION DATE



COPYRIGHT: 2021 ALL RIGHTS RESERVED.
PRINTED OR ELECTRONIC DRAWINGS AND
DOCUMENTATION MAY NOT BE REPRODUCED
IN ANY FORM WITHOUT WRITTEN PERMISSION
FROM HUBER ARCHITECTS, PC.

PROJECT: 2308
DATE: 8/4/2023 2:57:46 PM

**EXTERIOR
ELEVATIONS
A203**

ELEVATION NOTES

- A. NOTE 1
- B. NOTE 2
- C. NOTE 3

ELEVATION LEGEND

-  EXISTING TO REMAIN
-  NEW CONSTRUCTION

ELEVATION KEYNOTES

- 0 NUMBERED KEYED NOTES LISTED BELOW MAY NOT APPLY TO EVERY SHEET. ONLY NUMBERS KEYED ON SHEET SHALL APPLY.
- 1 NEW DOOR
- 2 NEW WINDOW



① SOUTH ELEVATION
1/4" = 1'-0"




651 NORTH MAIN STREET, SUITE 5
MARRION, VA 24354
TEL: 276.783.5133
271 WEST VIEW STREET
HARRISONBURG, VA 22801
TEL: 540.416.1022

PHASE 2 RENOVATIONS FOR
**RICHLANDS BRANCH TAZEWELL
 COUNTY PUBLIC LIBRARY**
 102 SUFFOLK AVENUE
 RICHLANDS, VIRGINIA 24641

1 PERMIT SET 8/4/23

DESCRIPTION DATE



COPYRIGHT: 2021 ALL RIGHTS RESERVED.
PRINTED OR ELECTRONIC DRAWINGS AND
DOCUMENTATION MAY NOT BE REPRODUCED
IN ANY FORM WITHOUT WRITTEN PERMISSION
FROM HUBER ARCHITECTS, P.C.

PROJECT: 2308
DATE: 8/4/2023 2:57:47 PM

**EXTERIOR
ELEVATIONS
A204**

BUILDING SECTION NOTES

- A. NOTE 1
- B. NOTE 2
- C. NOTE 3

BUILDING SECTION LEGEND

- EXISTING TO REMAIN
- NEW CONSTRUCTION

BUILDING SECTION KEYNOTES

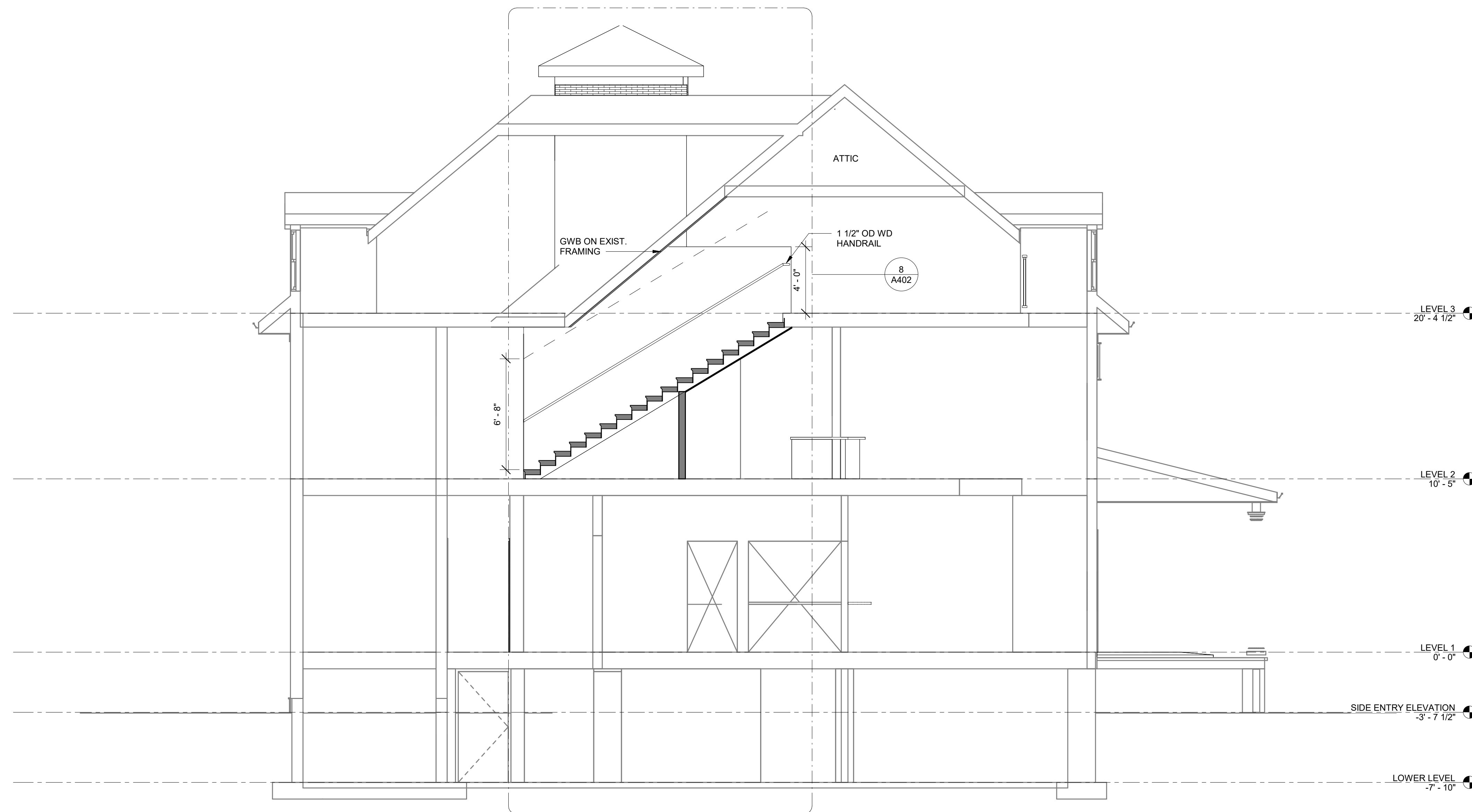
- 0 NUMBERED KEYED NOTES LISTED BELOW MAY NOT APPLY TO EVERY SHEET. ONLY NUMBERS KEYED ON SHEET SHALL APPLY.



651 NORTH MAIN STREET, SUITE 5
 MARION, VA 24354
 TEL: 276.783.5133

271 WEST VIEW STREET
 HARRISONBURG, VA 22801
 TEL: 540.416.1022


**PHASE 2 RENOVATIONS FOR
 RICHLANDS BRANCH TAZEWELL
 COUNTY PUBLIC LIBRARY**
 102 SUFFOLK AVENUE
 RICHLANDS, VIRGINIA 24641



① Section 5
 1/4" = 1'-0"

1 PERMIT SET 8/4/23

DESCRIPTION DATE



COPYRIGHT: 2021 ALL RIGHTS RESERVED.
 PRINTED OR ELECTRONIC DRAWINGS AND
 DOCUMENTATION MAY NOT BE REPRODUCED
 IN ANY FORM WITHOUT WRITTEN PERMISSION
 FROM HUBER ARCHITECTS, P.C.

PROJECT: 2308
 DATE: 8/4/2023 2:57:47 PM

BUILDING SECTIONS
A301

BUILDING SECTION NOTES

- A. NOTE 1
- B. NOTE 2
- C. NOTE 3

BUILDING SECTION LEGEND

- EXISTING TO REMAIN
- NEW CONSTRUCTION

BUILDING SECTION KEYNOTES

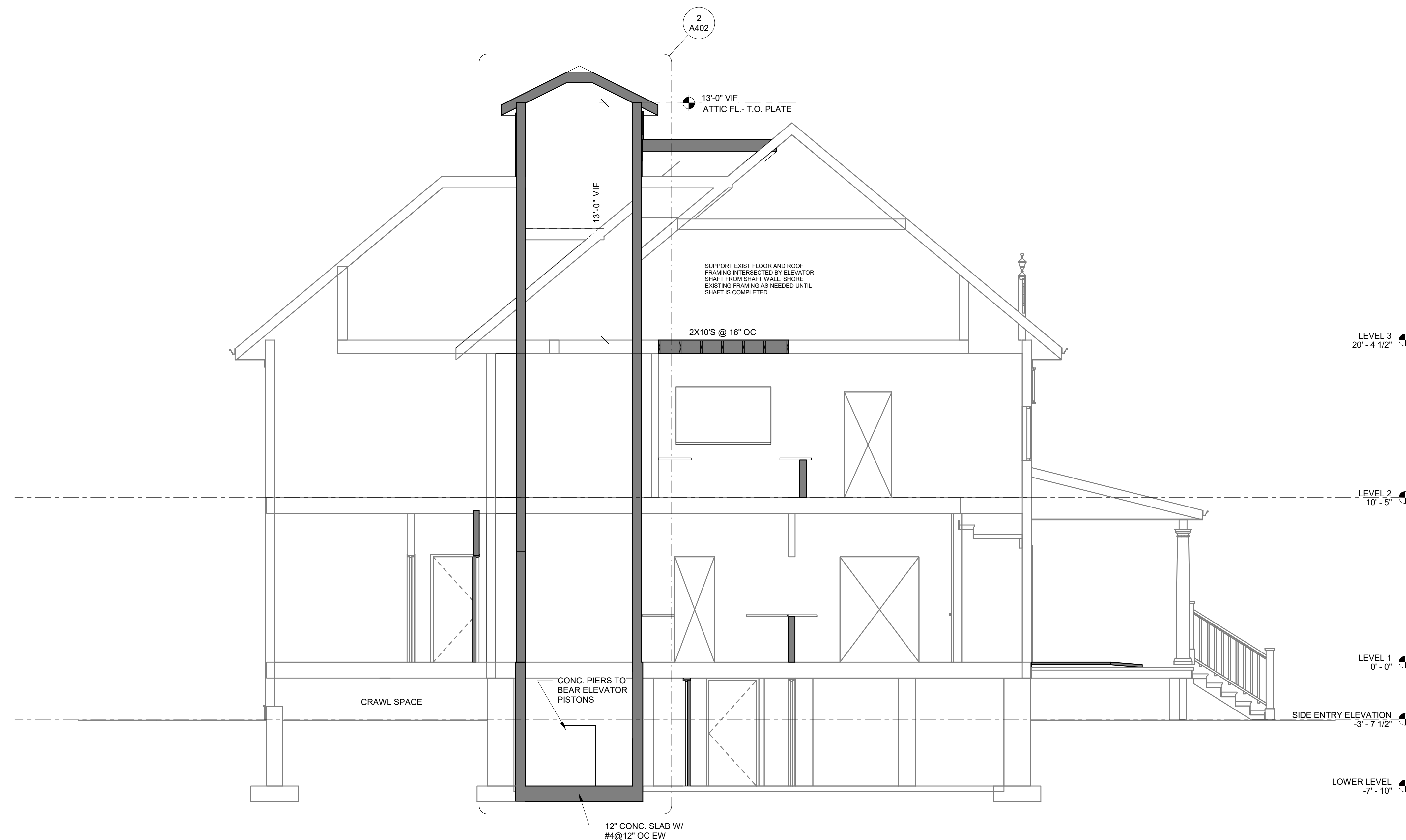
- 0 NUMBERED KEYED NOTES LISTED BELOW MAY NOT APPLY TO EVERY SHEET. ONLY NUMBERS KEYED ON SHEET SHALL APPLY.



651 NORTH MAIN STREET, SUITE 5
MARRION, VA 24354
TEL: 276.783.5133

271 WEST VIEW STREET
HARRISONBURG, VA 22801
TEL: 540.416.1022


**PHASE 2 RENOVATIONS FOR
 RICHLANDS BRANCH TAZEWELL
 COUNTY PUBLIC LIBRARY**
 102 SUFFOLK AVENUE
 RICHLANDS, VIRGINIA 24641



1 Section 9
1/4" = 1'-0"

1 PERMIT SET 8/4/23

DESCRIPTION DATE



COPYRIGHT: 2021 ALL RIGHTS RESERVED. PRINTED OR ELECTRONIC DRAWINGS AND DOCUMENTATION MAY NOT BE REPRODUCED IN ANY FORM WITHOUT WRITTEN PERMISSION FROM HUBER ARCHITECTS, P.C.

PROJECT: 2308
DATE: 8/4/2023 2:57:48 PM

BUILDING SECTIONS
A302

BUILDING SECTION NOTES

- A. NOTE 1
- B. NOTE 2
- C. NOTE 3

BUILDING SECTION LEGEND

-  EXISTING TO REMAIN
-  NEW CONSTRUCTION

BUILDING SECTION KEYNOTES

- 0 NUMBERED KEYED NOTES LISTED BELOW MAY NOT APPLY TO EVERY SHEET. ONLY NUMBERS KEYED ON SHEET SHALL APPLY.



651 NORTH MAIN STREET, SUITE 5
 MARION, VA 24354
 TEL: 276.783.5133

271 WEST VIEW STREET
 HARRISONBURG, VA 22801
 TEL: 540.416.1022


PHASE 2 RENOVATIONS FOR
**RICHLANDS BRANCH TAZEWELL
 COUNTY PUBLIC LIBRARY**
 102 SUFFOLK AVENUE
 RICHLANDS, VIRGINIA 24641



① Section 6
 1/4" = 1'-0"

1 PERMIT SET 8/4/23

DESCRIPTION DATE



COPYRIGHT: 2021 ALL RIGHTS RESERVED.
 PRINTED OR ELECTRONIC DRAWINGS AND
 DOCUMENTATION MAY NOT BE REPRODUCED
 IN ANY FORM WITHOUT WRITTEN PERMISSION
 FROM HUBER ARCHITECTS, P.C.

PROJECT: 2308
 DATE: 8/4/2023 2:57:48 PM

BUILDING SECTIONS
A303

TOILET ROOMS GENERAL NOTES

- A. SEE ACCESSIBILITY NOTES AND DIAGRAMS FOR DIMENSIONS GOVERNING SIZE AND LOCATION OF FIXTURES, APPLIANCES, ACCESSORIES, DOORS, AND CASEWORK.
- B. ALL TOILET ROOMS & RESTROOMS WITH TILE FLOORING SHALL HAVE MATCHING TILE BASE INSTALLED AROUND ENTIRE PERIMETER OF ROOM EVEN IF NOT SHOWN IN ELEVATIONS. TYP. U.N.O. REFER TO FINISH DRAWINGS FOR MORE INFORMATION & ANY EXCEPTIONS.
- C. SEE FINISH PLANS FOR RESTROOM & TOILET ROOM FINISHES.
- D. NO TOILET ACCESSORIES SHALL BE MOUNTED TO MIRRORS.
- E. ALL TOILET ACCESSORIES, HARDWARE METALS AND PLASTICS TO HAVE MATCHING COLOR & FINISH. COLOR & FINISH TO BE SELECTED BY ARCHITECT DURING SHOP DRAWING REVIEW PRIOR TO PURCHASING. SEE SPECS.
- F. ALL DIMENSIONS INDICATED ON ENLARGED TOILET ROOM PLANS ARE TO FACE OF STUD, FACE OF MASONRY, OR FACE OF EXISTING WALL CONSTRUCTION TO REMAIN, U.N.O.

TOILET ACCESSORIES KEYNOTES

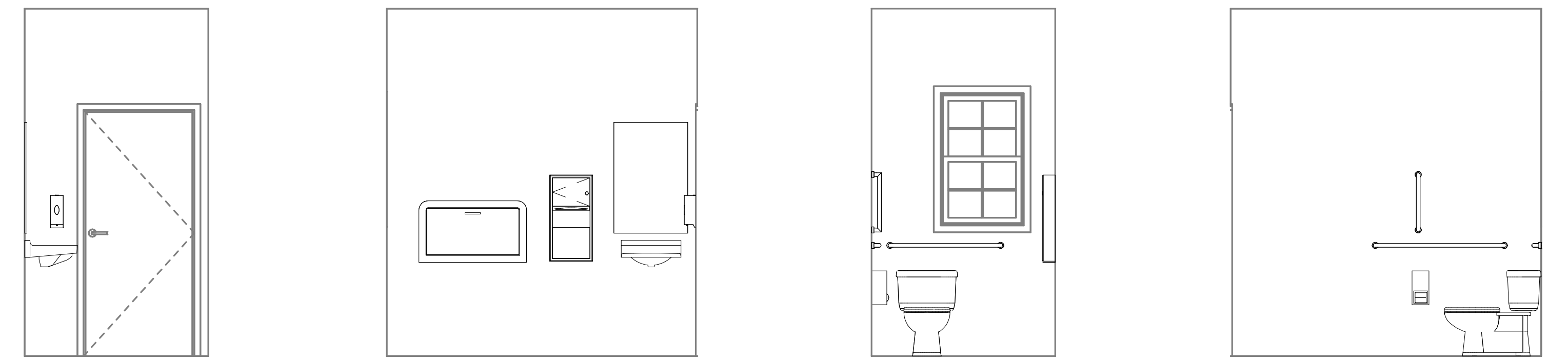
- 0. NUMBERED KEYED NOTES LISTED BELOW MAY NOT APPLY TO EVERY SHEET. ONLY NUMBERS KEYED ON SHEET SHALL APPLY.
- 1. BOBRICK B-5806X42 42" HORIZ. GRAB BAR
- 2. BOBRICK B-5806X36 36" HORIZ. GRAB BAR
- 3. BOBRICK B-5806X18 18" VERT. GRAB BAR
- 4. BOBRICK B-4288 SURFACE-MOUNTED TOILET TISSUE DISPENSER
- 5. BOBRICK B-4112 SURFACE-MOUNTED SOAP DISPENSER
- 6. BOBRICK B-1658 2436 TEMPERED GLASS CHANNEL FRAME MIRROR
- 7. BOBRICK B-4262 SURFACE-MOUNTED PAPER TOWEL DISPENSER
- 8. BABY CHANGING STATION, 35" X 20"



651 NORTH MAIN STREET, SUITE 5
HARRISON, VA 24354
TEL: 276.783.5133

271 WEST VIEW STREET
HARRISONBURG, VA 22801
TEL: 540.416.1022

**PHASE 2 RENOVATIONS FOR
 RICHLANDS BRANCH TAZEWELL
 COUNTY PUBLIC LIBRARY**
 102 SUFFOLK AVENUE
 RICHLANDS, VIRGINIA 24641



9 WOMEN'S ELEV. 04
3/8" = 1'-0"

8 WOMEN'S ELEV. 03
3/8" = 1'-0"

7 WOMEN'S ELEV. 02
3/8" = 1'-0"

6 WOMEN'S ELEV. 01
3/8" = 1'-0"

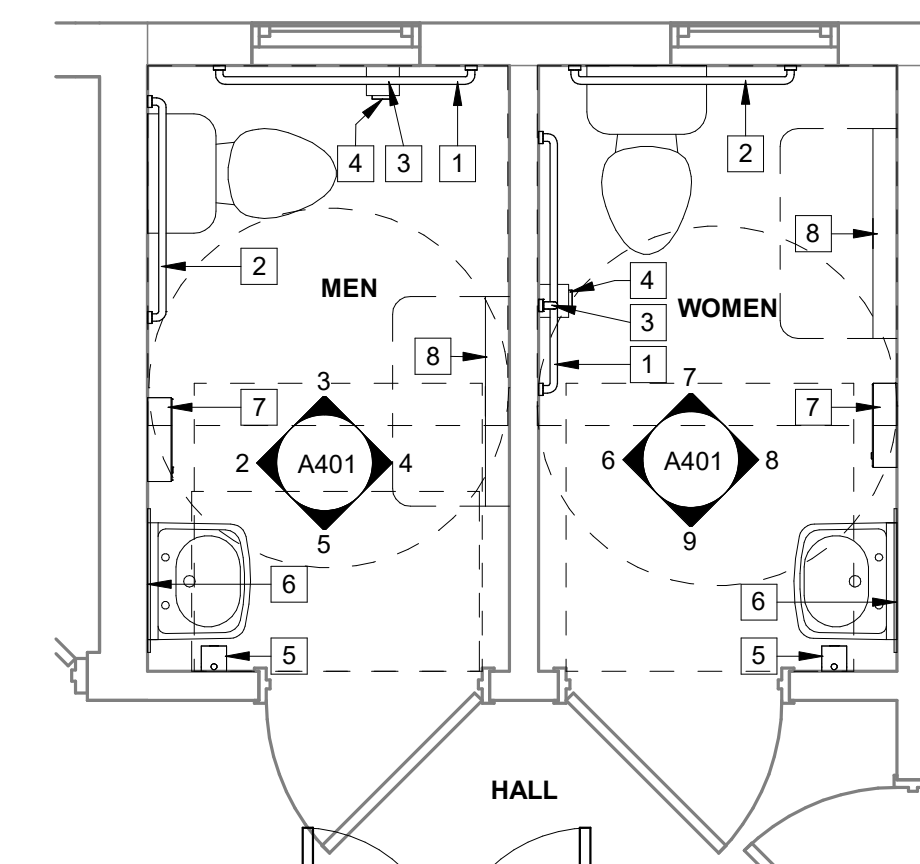


5 MEN'S ELEV. 04
3/8" = 1'-0"

4 MEN'S ELEV. 03
3/8" = 1'-0"

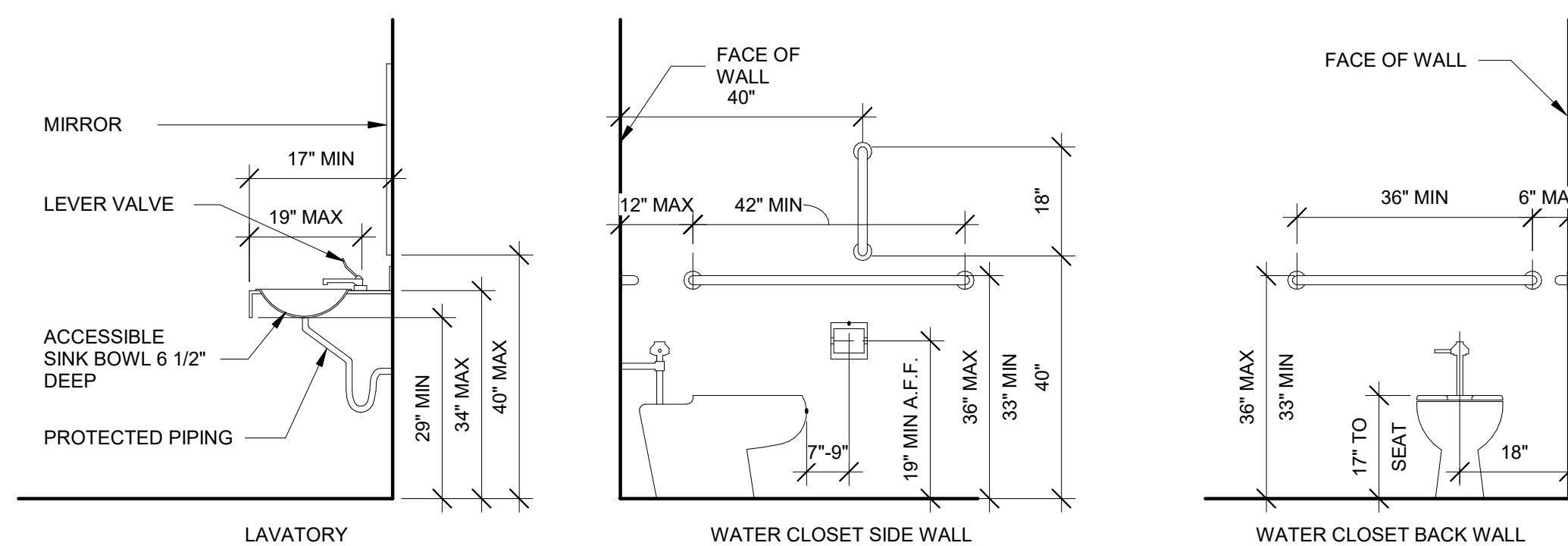
3 MEN'S ELEV. 02
3/8" = 1'-0"

2 MEN'S ELEV. 01
3/8" = 1'-0"




1 TOILETS MEN & WOMEN ENLARGED
3/8" = 1'-0"

TYPICAL MOUNTING HEIGHTS



1 PERMIT SET 8/4/23

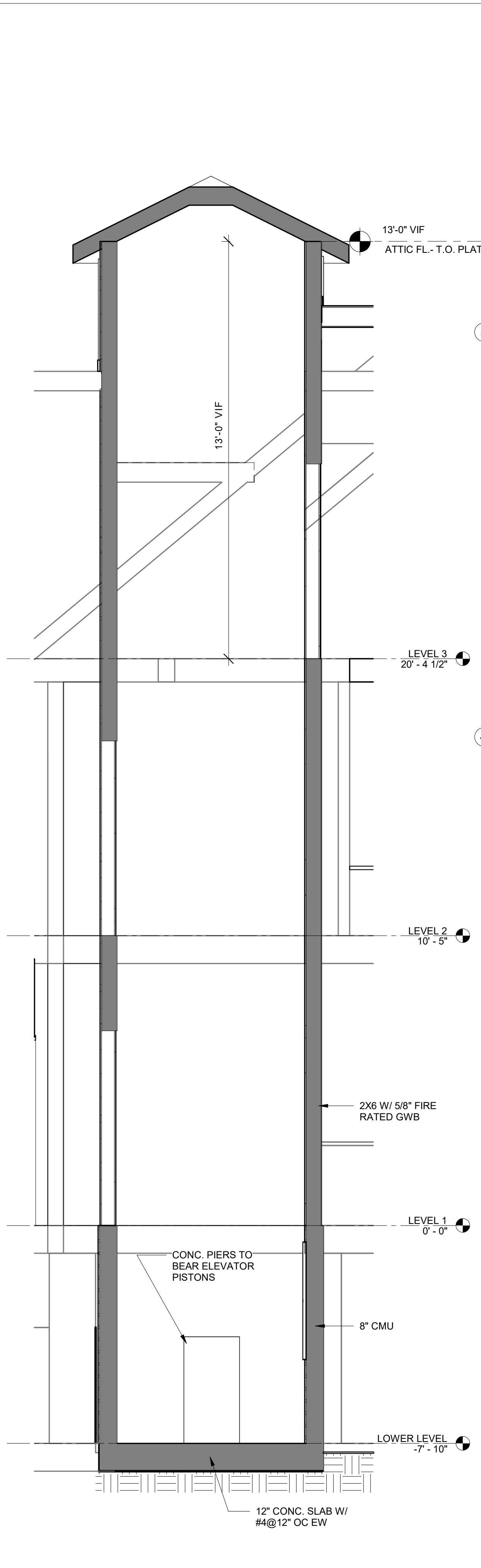
DESCRIPTION DATE



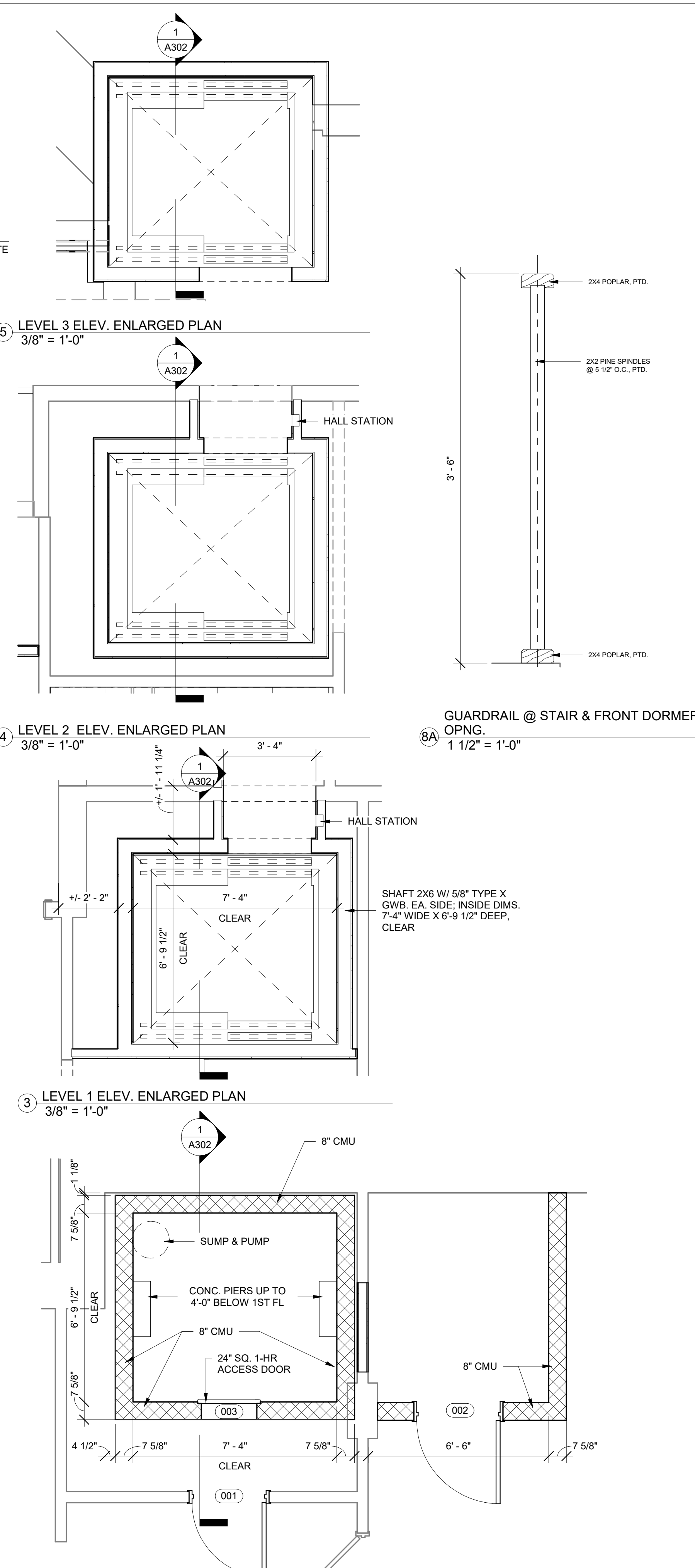
COPYRIGHT: 2021 ALL RIGHTS RESERVED. PRINTED OR ELECTRONIC DRAWINGS AND DOCUMENTATION MAY NOT BE REPRODUCED IN ANY FORM WITHOUT WRITTEN PERMISSION FROM HUBER ARCHITECTS, P.C.

PROJECT: 2308
DATE: 8/4/2023 2:57:49 PM

**ENLARGED TOILET
 PLANS & DETAILS
 A401**

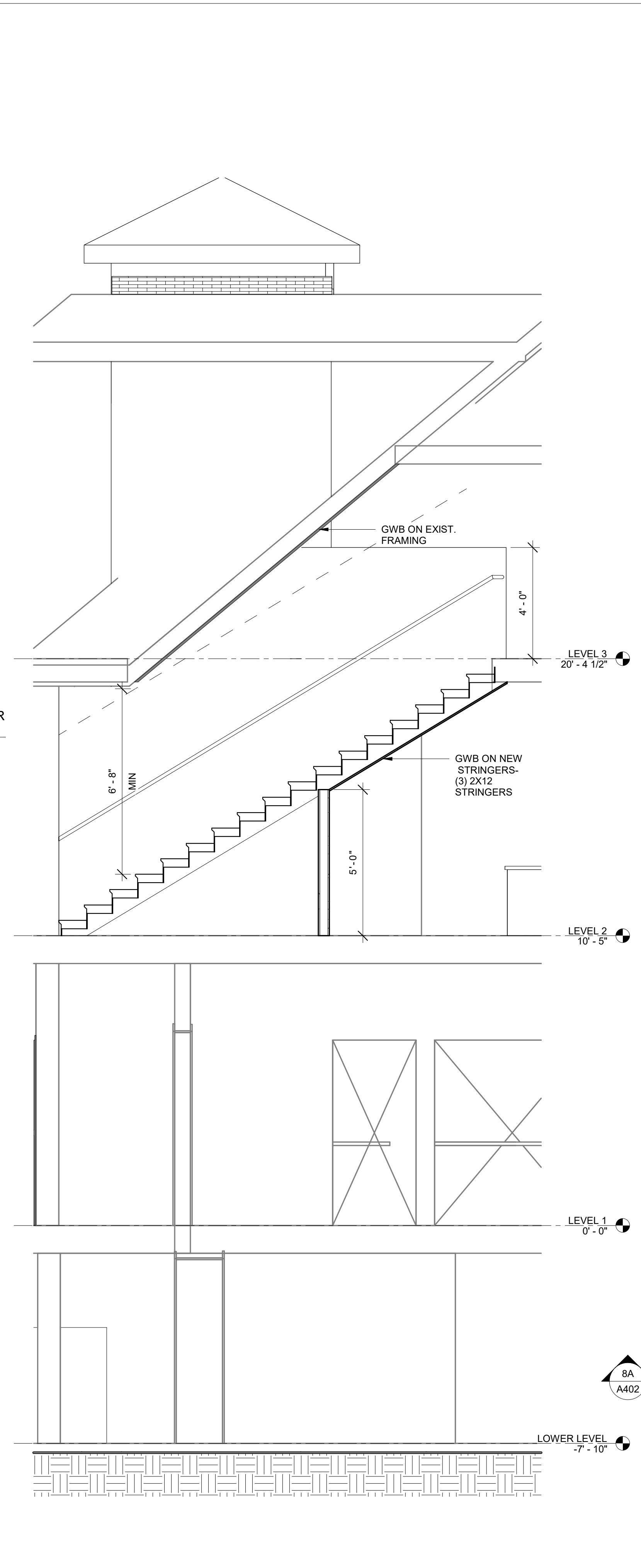


2 Section 9 - Callout 1
3/8" = 1'-0"

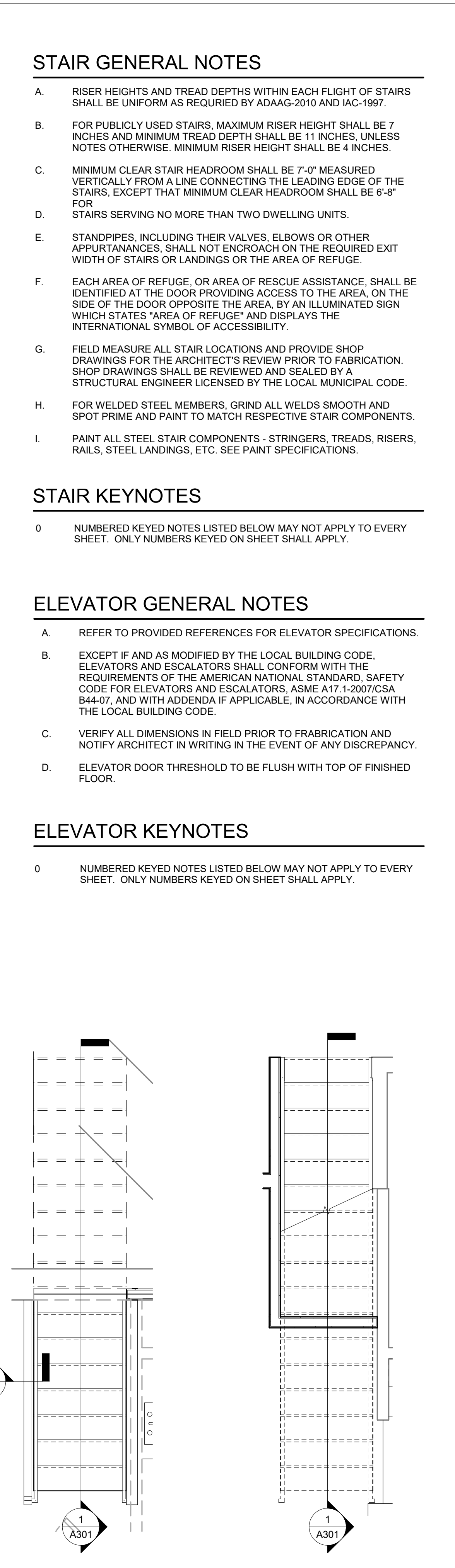


1 LOWER LEVEL ELEV. ENLARGED PLAN
3/8" = 1'-0"

8A GUARDRAIL @ STAIR & FRONT DORMER OPNG.
1 1/2" = 1'-0"



8 STAIR SECTION
3/8" = 1'-0"



7 LEVEL 3 STAIR 02 ENLARGED PLAN
3/8" = 1'-0"

6 LEVEL 2 STAIR 02 ENLARGED PLAN
3/8" = 1'-0"

STAIR GENERAL NOTES

- A. RISER HEIGHTS AND TREAD DEPTHS WITHIN EACH FLIGHT OF STAIRS SHALL BE UNIFORM AS REQUIRED BY ADAAG-2010 AND IAC-1997.
- B. FOR PUBLICLY USED STAIRS, MAXIMUM RISER HEIGHT SHALL BE 7 INCHES AND MINIMUM TREAD DEPTH SHALL BE 11 INCHES, UNLESS NOTES OTHERWISE. MINIMUM RISER HEIGHT SHALL BE 4 INCHES.
- C. MINIMUM CLEAR STAIR HEADROOM SHALL BE 7'-0" MEASURED VERTICALLY FROM A LINE CONNECTING THE LEADING EDGE OF THE STAIRS, EXCEPT THAT MINIMUM CLEAR HEADROOM SHALL BE 6'-8" FOR STAIRS SERVING NO MORE THAN TWO DWELLING UNITS.
- D. STANDPIPES, INCLUDING THEIR VALVES, ELBOWS OR OTHER APPURTANANCES, SHALL NOT ENCROACH ON THE REQUIRED EXIT WIDTH OF STAIRS OR LANDINGS OR THE AREA OF REFUGE.
- E. EACH AREA OF REFUGE, OR AREA OF RESCUE ASSISTANCE, SHALL BE IDENTIFIED AT THE DOOR PROVIDING ACCESS TO THE AREA, ON THE SIDE OF THE DOOR OPPOSITE THE AREA, BY AN ILLUMINATED SIGN WHICH STATES "AREA OF REFUGE" AND DISPLAYS THE INTERNATIONAL SYMBOL OF ACCESSIBILITY.
- F. FIELD MEASURE ALL STAIR LOCATIONS AND PROVIDE SHOP DRAWINGS FOR THE ARCHITECT'S REVIEW PRIOR TO FABRICATION. SHOP DRAWINGS SHALL BE REVIEWED AND SEALED BY A STRUCTURAL ENGINEER LICENSED BY THE LOCAL MUNICIPAL CODE.
- G. FOR WELDED STEEL MEMBERS, GRIND ALL WELDS SMOOTH AND SPOT PRIME AND PAINT TO MATCH RESPECTIVE STAIR COMPONENTS.
- H. PAINT ALL STEEL STAIR COMPONENTS - STRINGERS, TREADS, RISERS, RAILS, STEEL LANDINGS, ETC. SEE PAINT SPECIFICATIONS.

STAIR KEYNOTES

- 0 NUMBERED KEYED NOTES LISTED BELOW MAY NOT APPLY TO EVERY SHEET. ONLY NUMBERS KEYED ON SHEET SHALL APPLY.

ELEVATOR GENERAL NOTES

- A. REFER TO PROVIDED REFERENCES FOR ELEVATOR SPECIFICATIONS.
- B. EXCEPT IF AND AS MODIFIED BY THE LOCAL BUILDING CODE, ELEVATORS AND ESCALATORS SHALL CONFORM WITH THE REQUIREMENTS OF THE AMERICAN NATIONAL STANDARD, SAFETY CODE FOR ELEVATORS AND ESCALATORS: ASME A17.1-2007/CSA B44-07, AND WITH ADDENDA IF APPLICABLE, IN ACCORDANCE WITH THE LOCAL BUILDING CODE.
- C. VERIFY ALL DIMENSIONS IN FIELD PRIOR TO FABRICATION AND NOTIFY ARCHITECT IN WRITING IN THE EVENT OF ANY DISCREPANCY.
- D. ELEVATOR DOOR THRESHOLD TO BE FLUSH WITH TOP OF FINISHED FLOOR.

ELEVATOR KEYNOTES


- 0 NUMBERED KEYED NOTES LISTED BELOW MAY NOT APPLY TO EVERY SHEET. ONLY NUMBERS KEYED ON SHEET SHALL APPLY.



651 NORTH MAIN STREET, SUITE 5
HARRISON, VA 24354
TEL: 276.783.5133
271 WEST VIEW STREET
HARRISONBURG, VA 22801
TEL: 540.416.1022

PHASE 2 RENOVATIONS FOR
**RICHLANDS BRANCH TAZEWELL
 COUNTY PUBLIC LIBRARY**
 102 SUFFOLK AVENUE
 RICHLANDS, VIRGINIA 24641

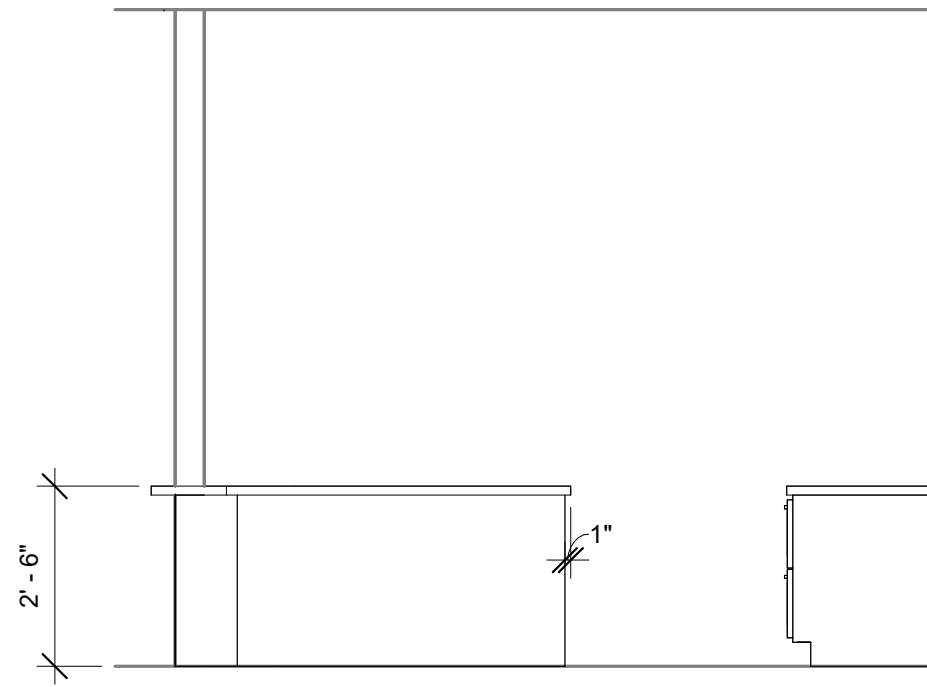
#	DESCRIPTION	DATE
1	PERMIT SET	8/4/23



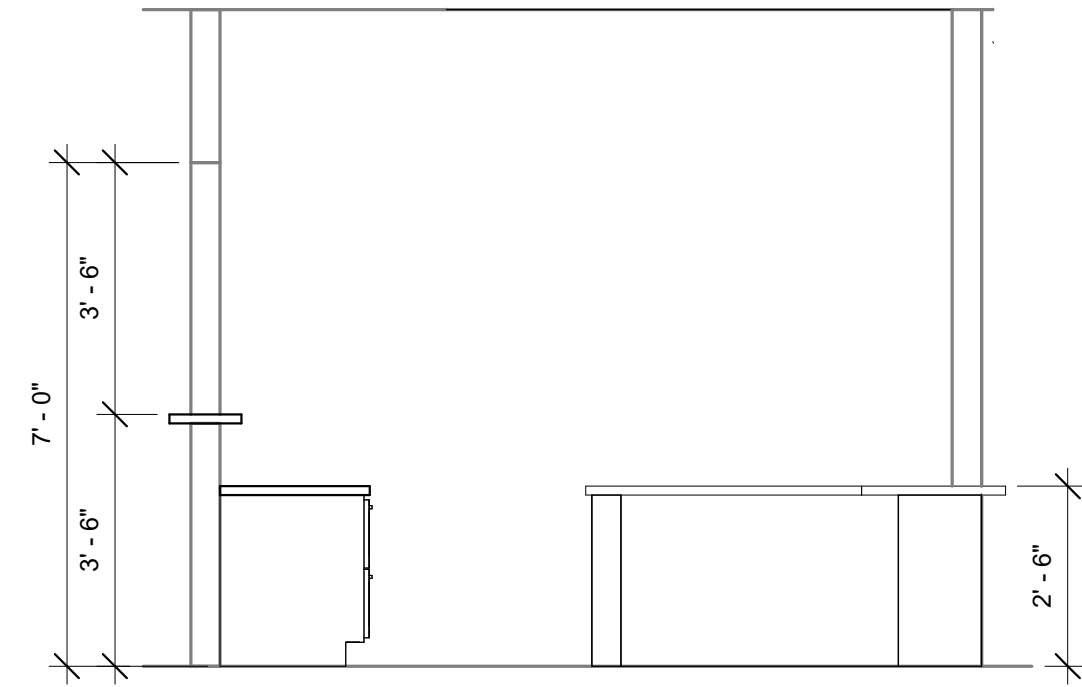
COPYRIGHT: 2021 ALL RIGHTS RESERVED.
PRINTED OR ELECTRONIC DRAWINGS AND DOCUMENTATION MAY NOT BE REPRODUCED IN ANY FORM WITHOUT WRITTEN PERMISSION FROM HUBER ARCHITECTS, PC.

PROJECT: 2308
DATE: 8/4/2023 2:57:50 PM

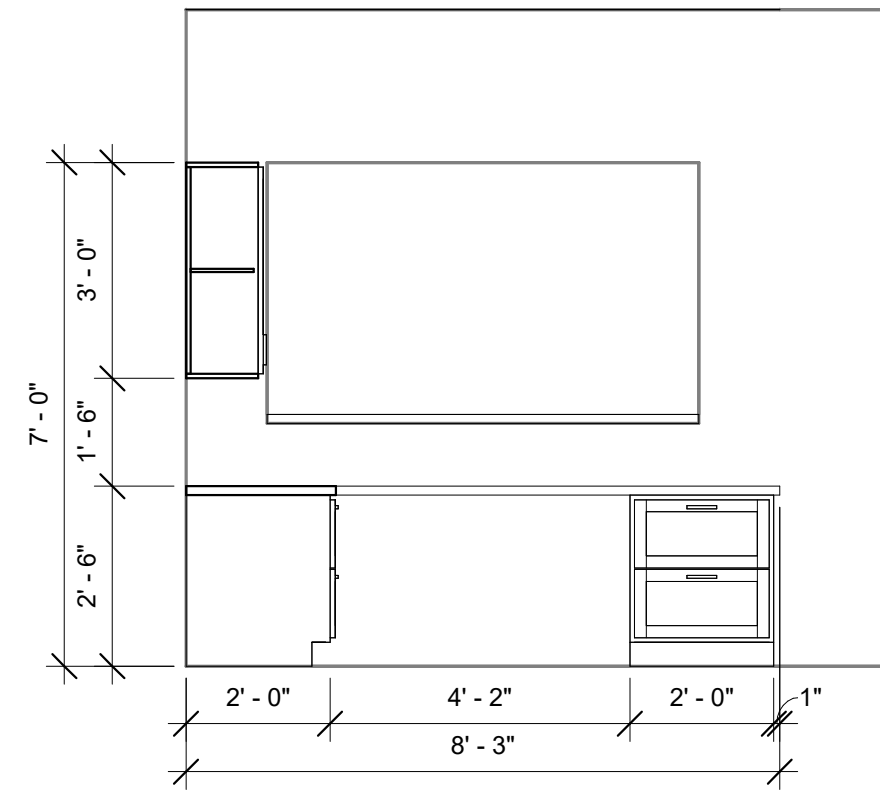
STAIR & ELEVATOR
PLANS & SECTIONS
A402



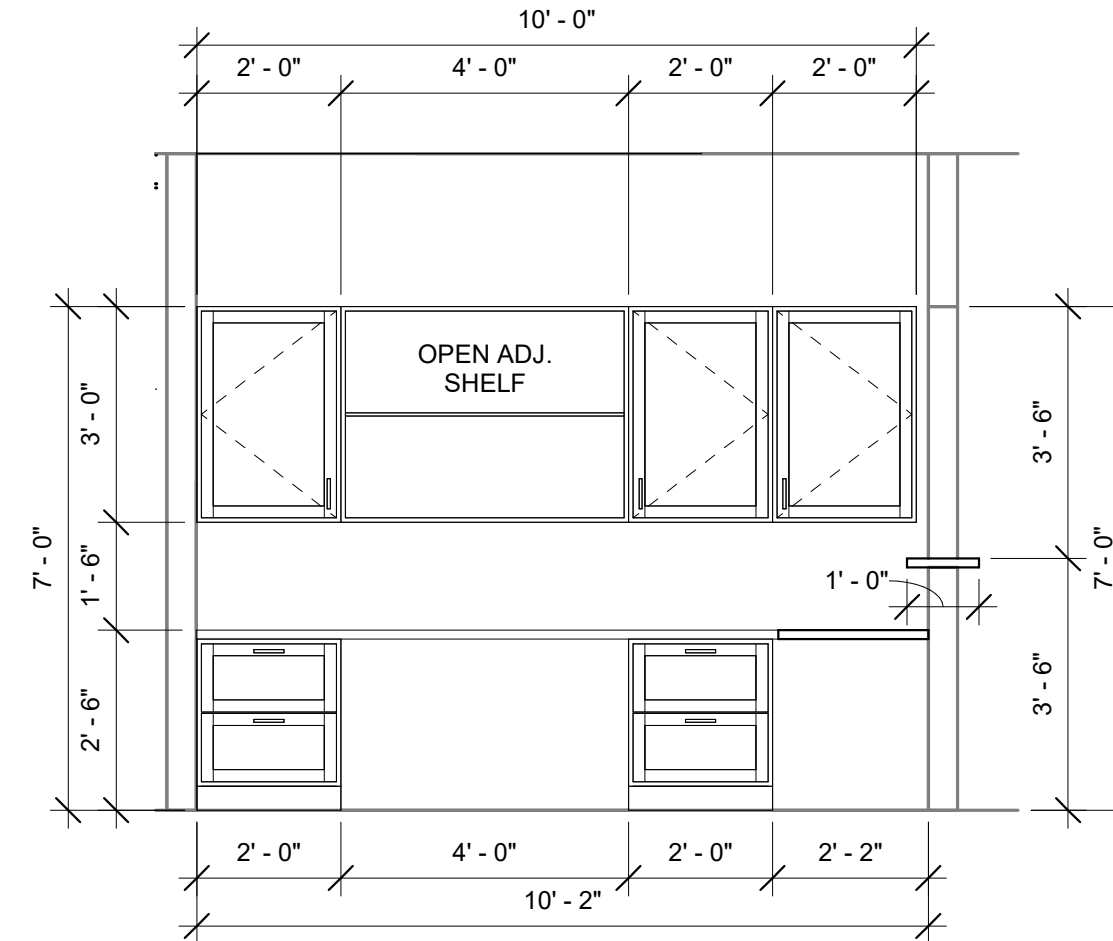
13 CHILDREN'S LIB. CASEWORK ELEV. 05
 3/8" = 1'-0"



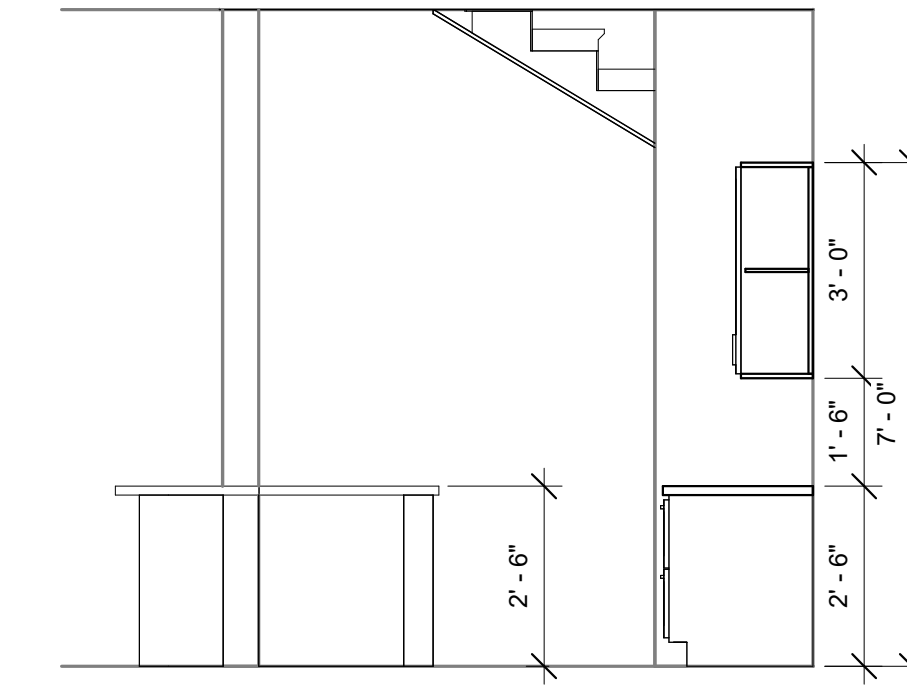
12 CHILDREN'S LIB. CASEWORK ELEV. 04
 3/8" = 1'-0"



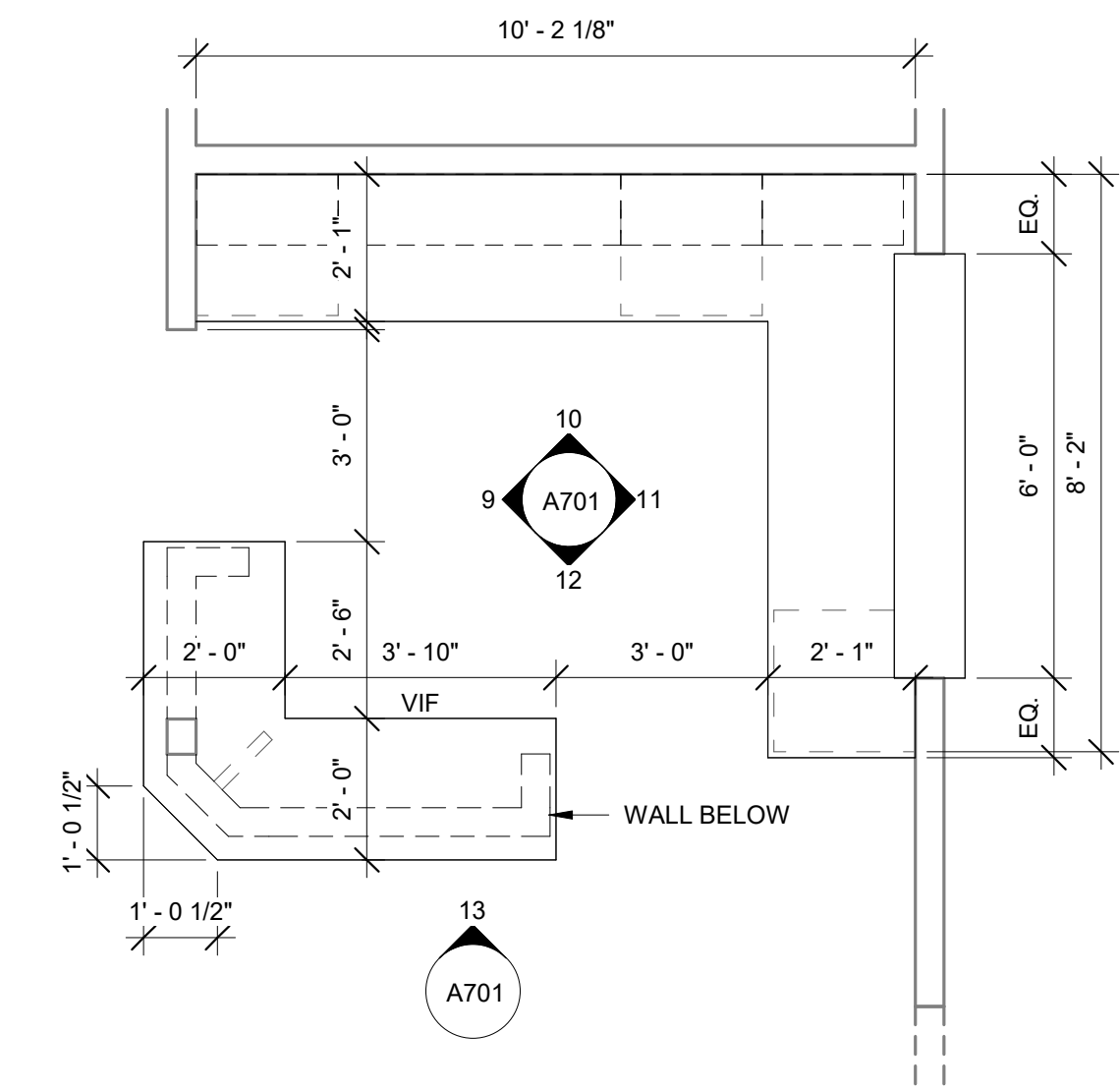
11 CHILDREN'S LIB. CASEWORK ELEV. 03
 3/8" = 1'-0"



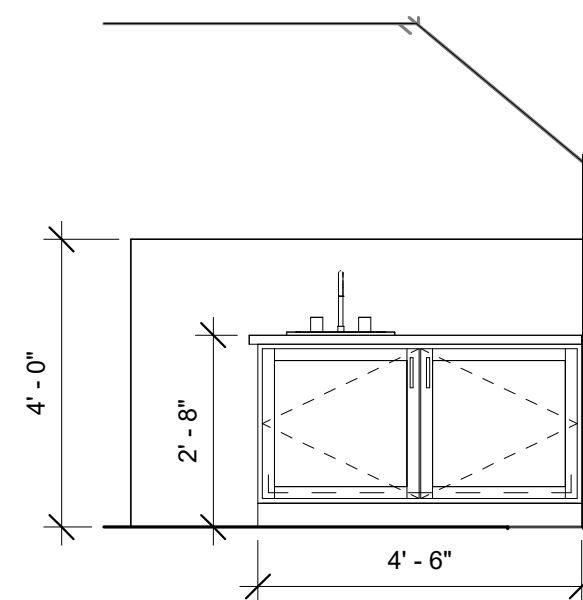
10 CHILDREN'S LIB. CASEWORK ELEV. 02
 3/8" = 1'-0"



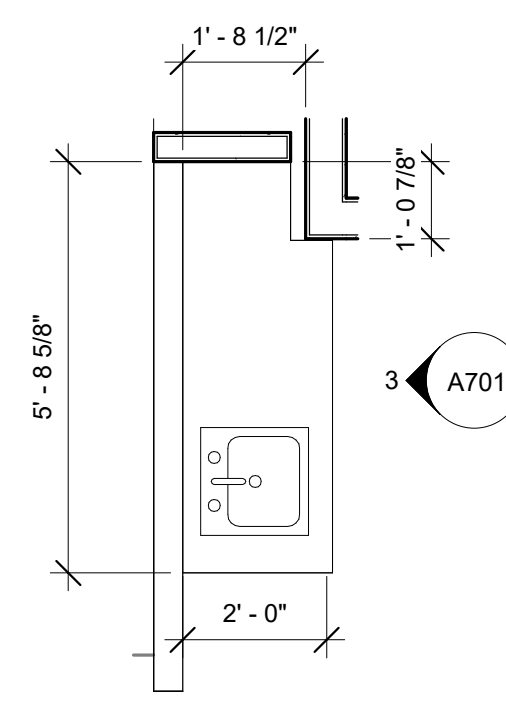
9 CHILDREN'S LIB. CASEWORK ELEV. 01
 3/8" = 1'-0"



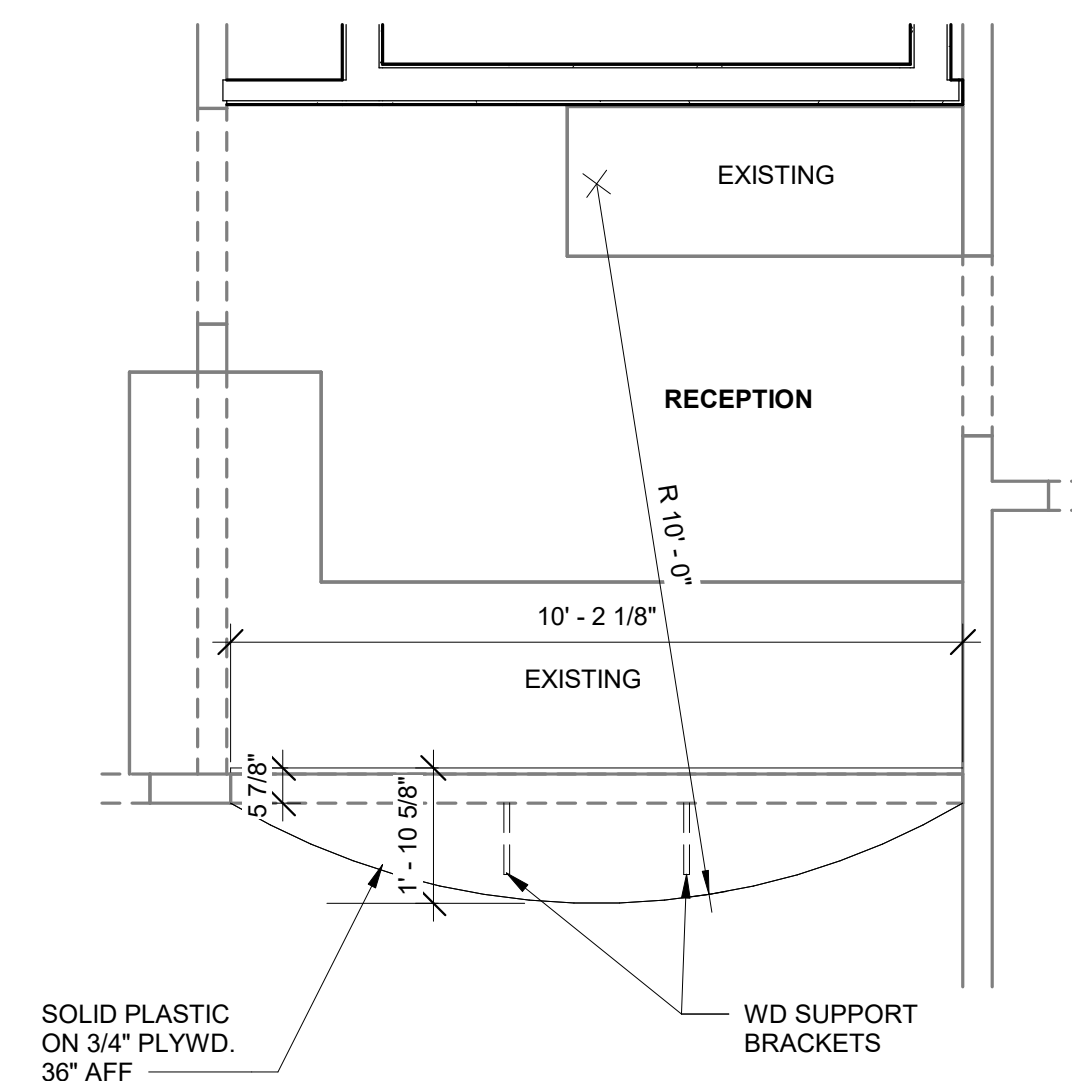
8 CHILDREN'S LIB. ENLARGED PLAN
 3/8" = 1'-0"



3 CHILDREN'S ACTIVITY AREA ELEV. 01
 3/8" = 1'-0"



2 CHILDREN'S ACTIVITY AREA ENLARGED PLAN
 3/8" = 1'-0"




1 RECEPTION ENLARGED PLAN
 3/8" = 1'-0"

PHASE 2 RENOVATIONS FOR
**RICHLANDS BRANCH TAZEWELL
 COUNTY PUBLIC LIBRARY**
 102 SUFFOLK AVENUE
 RICHLANDS, VIRGINIA 24641

1 PERMIT SET 8/4/23

DESCRIPTION DATE



COPYRIGHT: 2021 ALL RIGHTS RESERVED.
 PRINTED OR ELECTRONIC DRAWINGS AND
 DOCUMENTATION MAY NOT BE REPRODUCED
 IN ANY FORM WITHOUT WRITTEN PERMISSION
 FROM HUBER ARCHITECTS, P.C.

PROJECT: 2308
 DATE: 8/4/2023 2:57:51 PM

CASEWORK
 ELEVATIONS
A701



MEP GENERAL NOTES

- A. TIE TO EXIST. ELECT. & PLUMBING SYSTEM.
- B. PLUMBING SUPPLY LINES TO BE PEX, WASTE TO BE SCH. 40 PVC.
- C. ELECTRICAL WIRING TYPICALLY TO BE ROMEX. ALL JB'S TO BE ACCESSIBLE. TIE TO EXIST. CIRCUITS EXCEPT AS NOTED.
- D. REMOVE EXIST. DEVICES/EQUIP. NOT NEEDED WITH COMPLETED RENOVATIONS.

LIGHTING FIXTURE SCHEDULE

- TYPE A 2X4 SURFACE MOUNTED LED. LITHONIA CPANEL 2X4 AL 6" DIA. SWW7
- TYPE B WAC WS-180120-30-CH LED VANITY
- TYPE C HALCO 82990 SURFACE MOUNTED 6" DIA. LED
- TYPE D KEYLESS PORC FIXTURE W/ LED BULB & GUARD
- TYPE E 48" UTILITY LED STRIP LIGHT

PLUMBING FIXTURE SCHEDULE

- S-1 ELKAY D11721 DROP-IN S.S. SINK W/ AMERICAN STANDARD 7500.170 GOOSENECK FAUCET. 1/2" HOT & COLD, 1 1/2" PVC DRAIN, STUDER VENT
- WC-1 AMERICAN STANDARD CADET 3, ELONGATED COMFORT HEIGHT W/ SOFT CLOSE SEAT. 1/2" COLD, 3" WASTE
- LAV-1 AMERICAN STANDARD AQUALYN W/ BRASS POP-UP DRAIN, BRAIDED HOT & COLD SUPPLIES, DELTA PORTWOOD FAUCET

FIRE ALARM SCHEDULE

- FAP FIRE ALARM PANEL PER VCC 907 & NFPA 72
- (SD) SMOKE DETECTOR - TIE TO FA
- (M) MANUAL PULL
- (HD) HEAT DETECTOR

1 LOWER LEVEL MEP PLAN
1/4" = 1'-0"



PHASE 2 RENOVATIONS FOR
**RICHLANDS BRANCH TAZEWELL
 COUNTY PUBLIC LIBRARY**
 102 SUFFOLK AVENUE
 RICHLANDS, VIRGINIA 24641

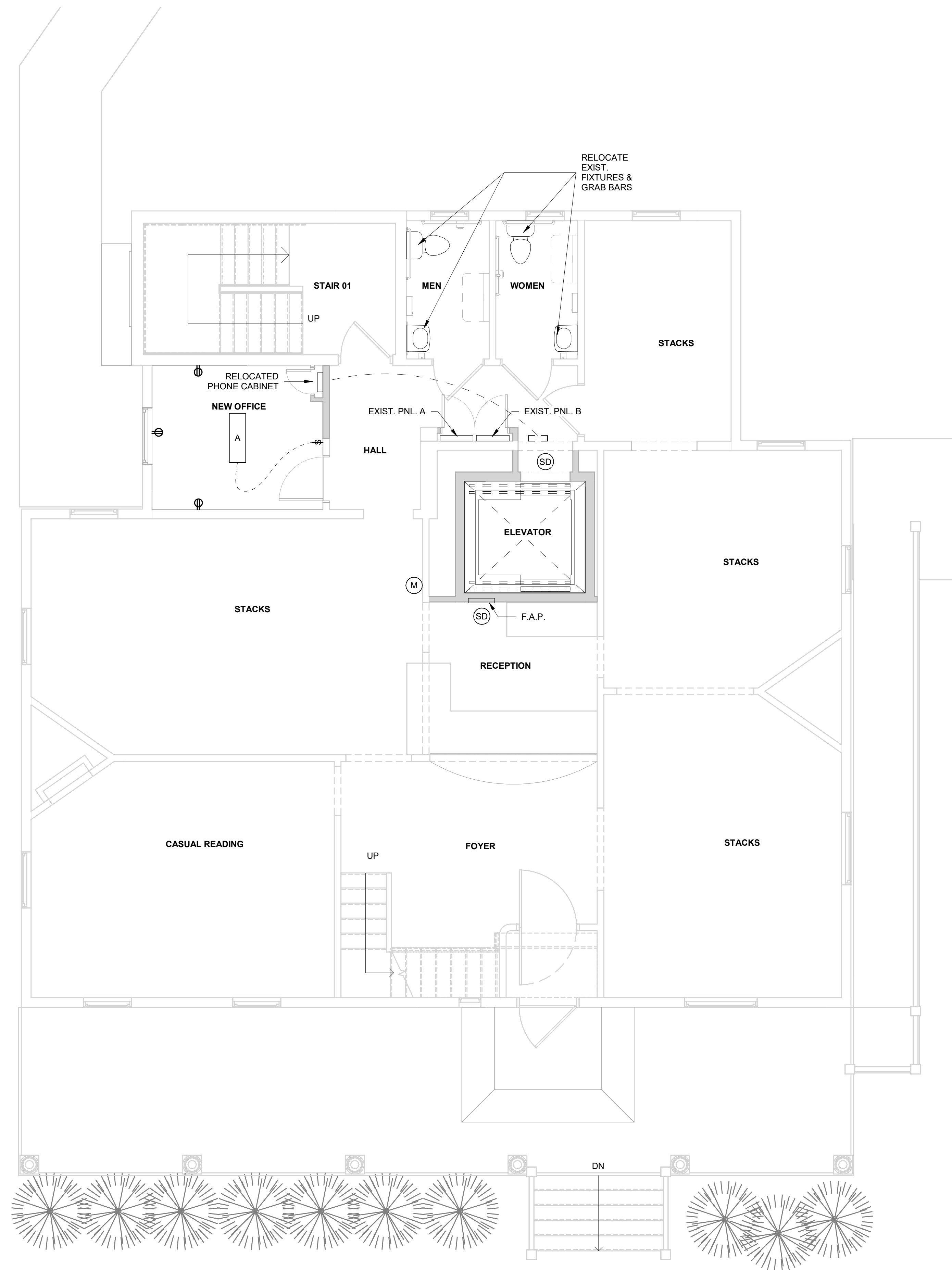
#	DESCRIPTION	DATE
1	PERMIT SET	8/4/23



COPYRIGHT: 2021 ALL RIGHTS RESERVED. PRINTED OR ELECTRONIC DRAWINGS AND DOCUMENTATION MAY NOT BE REPRODUCED IN ANY FORM WITHOUT WRITTEN PERMISSION FROM HUBER ARCHITECTS, PC.

PROJECT: 2308
 DATE: 8/4/2023 2:57:51 PM

**MECHANICAL LOWER
 LEVEL PLAN
 M101**



① LEVEL 1 MEP PLAN
1/4" = 1'-0"

MEP GENERAL NOTES

- A. TIE TO EXIST. ELECT. & PLUMBING SYSTEM.
- B. PLUMBING SUPPLY LINES TO BE PEX, WASTE TO BE SCH. 40 PVC.
- C. ELECTRICAL WIRING TYPICALLY TO BE ROMEX. ALL JB'S TO BE ACCESSIBLE. TIE TO EXIST. CIRCUITS EXCEPT AS NOTED.
- D. REMOVE EXIST. DEVICES/EQUIP. NOT NEEDED WITH COMPLETED RENOVATIONS.

LIGHTING FIXTURE SCHEDULE

- TYPE A 2X4 SURFACE MOUNTED LED. LITHONIA CPANEL 2X4 AL 6" DIA. SWW7
- TYPE B WAC WS-180120-30-CH LED VANITY
- TYPE C HALCO 82990 SURFACE MOUNTED 6" DIA. LED
- TYPE D KEYLESS PORC FIXTURE W/ LED BULB & GUARD
- TYPE E 48" UTILITY LED STRIP LIGHT

PLUMBING FIXTURE SCHEDULE

- S-1 ELKAY D11721 DROP-IN S.S. SINK W/ AMERICAN STANDARD 7500.170 GOOSENECK FAUCET. 1/2" HOT & COLD, 1 1/2" PVC DRAIN, STUDER VENT
- WC-1 AMERICAN STANDARD CADET 3, ELONGATED COMFORT HEIGHT W/ SOFT CLOSE SEAT. 1/2" COLD, 3" WASTE
- LAV-1 AMERICAN STANDARD AQUALYN W/ BRASS POP-UP DRAIN, BRAIDED HOT & COLD SUPPLIES, DELTA PORTWOOD FAUCET

FIRE ALARM SCHEDULE

- FAP FIRE ALARM PANEL PER VCC 907 & NFPA 72
- (SD) SMOKE DETECTOR - TIE TO FA
- (M) MANUAL PULL
- (HD) HEAT DETECTOR




651 NORTH MAIN STREET, SUITE 5
HARRISON, VA 24354
TEL: 276.783.5133

271 WEST VIEW STREET
HARRISONBURG, VA 22801
TEL: 540.416.1022

PHASE 2 RENOVATIONS FOR
**RICHLANDS BRANCH TAZEWELL
 COUNTY PUBLIC LIBRARY**
 102 SUFFOLK AVENUE
 RICHLANDS, VIRGINIA 24641

1 PERMIT SET 8/4/23

DESCRIPTION DATE

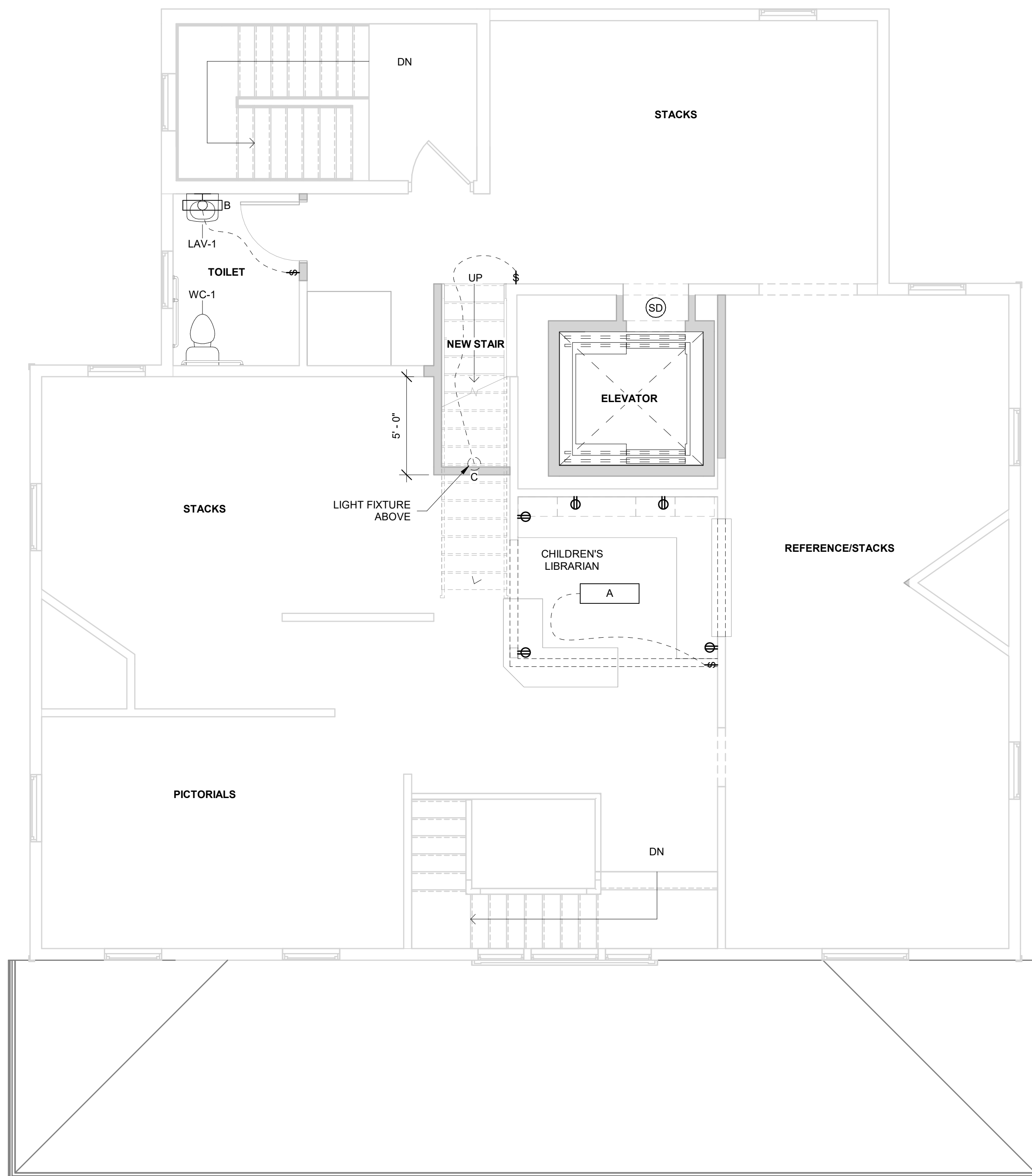


COPYRIGHT: 2021 ALL RIGHTS RESERVED. PRINTED OR ELECTRONIC DRAWINGS AND DOCUMENTATION MAY NOT BE REPRODUCED IN ANY FORM WITHOUT WRITTEN PERMISSION FROM HUBER ARCHITECTS, PC.

PROJECT: 2308
DATE: 8/4/2023 2:57:52 PM

MECHANICAL LEVEL 1
PLAN

M102



① LEVEL 2 MEP PLAN
1/4" = 1'-0"

MEP GENERAL NOTES

- A. TIE TO EXIST. ELECT. & PLUMBING SYSTEM.
- B. PLUMBING SUPPLY LINES TO BE PEX, WASTE TO BE SCH. 40 PVC.
- C. ELECTRICAL WIRING TYPICALLY TO BE ROMEX. ALL JB'S TO BE ACCESSIBLE. TIE TO EXIST. CIRCUITS EXCEPT AS NOTED.
- D. REMOVE EXIST. DEVICES/EQUIP. NOT NEEDED WITH COMPLETED RENOVATIONS.

LIGHTING FIXTURE SCHEDULE

TYPE A	2X4 SURFACE MOUNTED LED. LITHONIA CPANEL 2X4 AL 6" DIA. SSW7
TYPE B	WAC WS-180120-30-CH LED VANITY
TYPE C	HALCO 82990 SURFACE MOUNTED 6" DIA. LED
TYPE D	KEYLESS PORC FIXTURE W/ LED BULB & GUARD
TYPE E	48" UTILITY LED STRIP LIGHT

PLUMBING FIXTURE SCHEDULE

S-1	ELKAY D11721 DROP-IN S.S. SINK W/ AMERICAN STANDARD 7500.170 GOOSENECK FAUCET. 1/2" HOT & COLD, 1 1/2" PVC DRAIN, STUDER VENT
WC-1	AMERICAN STANDARD CADET 3, ELONGATED COMFORT HEIGHT W/ SOFT CLOSE SEAT. 1/2" COLD, 3" WASTE
LAV-1	AMERICAN STANDARD AQUALYN W/ BRASS POP-UP DRAIN, BRAIDED HOT & COLD SUPPLIES, DELTA PORTWOOD FAUCET

FIRE ALARM SCHEDULE

FAP	FIRE ALARM PANEL PER VCC 907 & NFPA 72
(SD)	SMOKE DETECTOR - TIE TO FA
(M)	MANUAL PULL
(HD)	HEAT DETECTOR




651 NORTH MAIN STREET, SUITE 5
HARRISON, VA 24354
TEL: 276.783.5133

271 WEST VIEW STREET
HARRISONBURG, VA 22801
TEL: 540.416.1022

PHASE 2 RENOVATIONS FOR
**RICHLANDS BRANCH TAZEWELL
 COUNTY PUBLIC LIBRARY**
 102 SUFFOLK AVENUE
 RICHLANDS, VIRGINIA 24641

1	PERMIT SET	8/4/23
#	DESCRIPTION	DATE



COPYRIGHT: 2021 ALL RIGHTS RESERVED. PRINTED OR ELECTRONIC DRAWINGS AND DOCUMENTATION MAY NOT BE REPRODUCED IN ANY FORM WITHOUT WRITTEN PERMISSION FROM HUBER ARCHITECTS, PC.

PROJECT: 2308
DATE: 8/4/2023 2:57:53 PM

**MECHANICAL LEVEL 2
PLAN
M103**

MEP GENERAL NOTES

- A. TIE TO EXIST. ELECT. & PLUMBING SYSTEM.
- B. PLUMBING SUPPLY LINES TO BE PEX, WASTE TO BE SCH. 40 PVC.
- C. ELECTRICAL WIRING TYPICALLY TO BE ROMEX. ALL JB'S TO BE ACCESSIBLE. TIE TO EXIST. CIRCUITS EXCEPT AS NOTED.
- D. REMOVE EXIST. DEVICES/EQUIP. NOT NEEDED WITH COMPLETED RENOVATIONS.

LIGHTING FIXTURE SCHEDULE

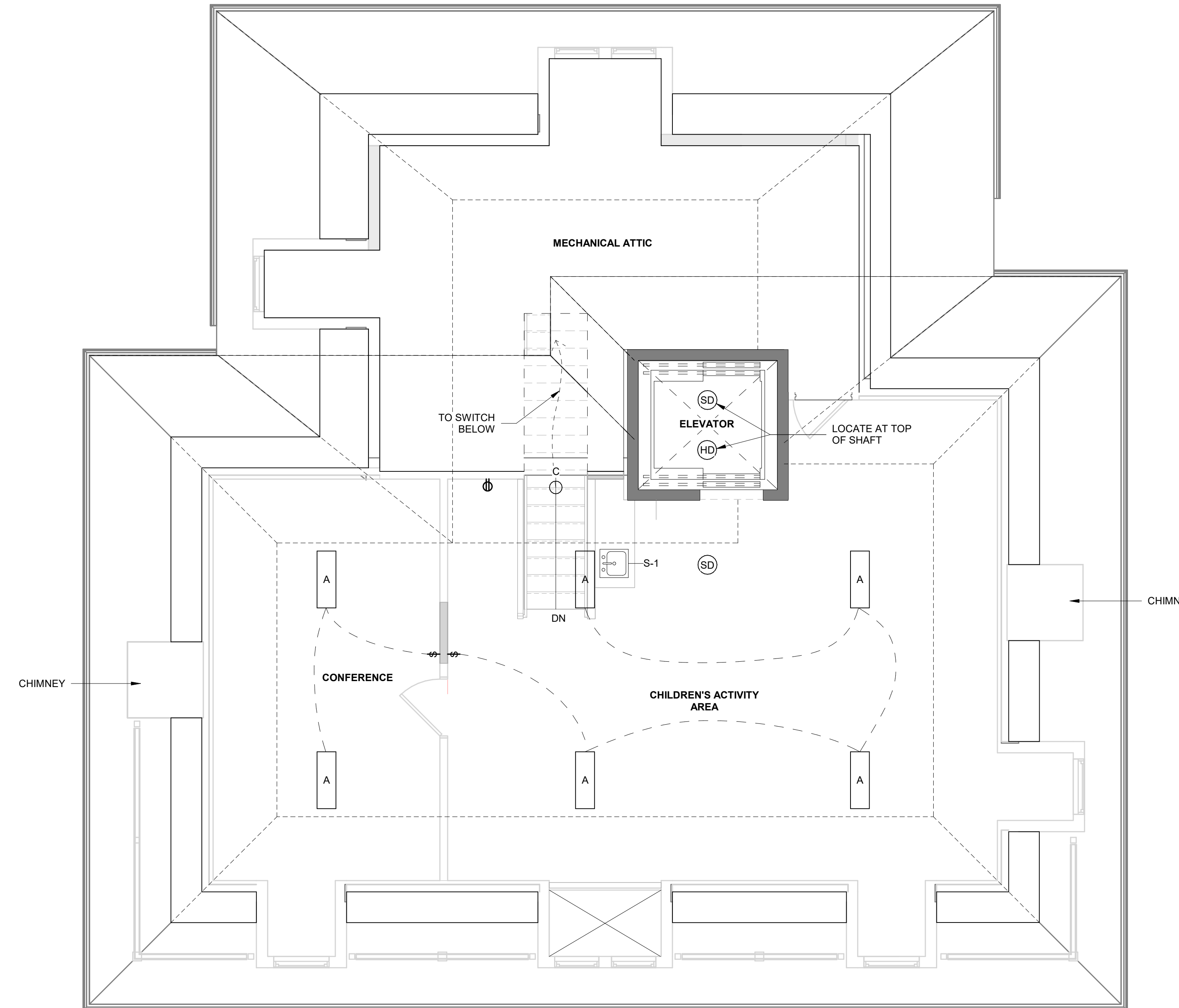
- TYPE A 2X4 SURFACE MOUNTED LED. LITHONIA CPANEL 2X4 AL 6" DIA. SWW7
- TYPE B WAC WS-180120-30-CH LED VANITY
- TYPE C HALCO 82990 SURFACE MOUNTED 6" DIA. LED
- TYPE D KEYLESS PORC FIXTURE W/ LED BULB & GUARD
- TYPE E 48" UTILITY LED STRIP LIGHT

PLUMBING FIXTURE SCHEDULE

- S-1 ELKAY D11721 DROP-IN S.S. SINK W/ AMERICAN STANDARD 7500.170 GOOSENECK FAUCET. 1/2" HOT & COLD, 1 1/2" PVC DRAIN, STUDER VENT
- WC-1 AMERICAN STANDARD CADET 3, ELONGATED COMFORT HEIGHT W/ SOFT CLOSE SEAT. 1/2" COLD, 3" WASTE
- LAV-1 AMERICAN STANDARD AQUALYN W/ BRASS POP-UP DRAIN, BRAIDED HOT & COLD SUPPLIES, DELTA PORTWOOD FAUCET

FIRE ALARM SCHEDULE

- FAP FIRE ALARM PANEL PER VCC 907 & NFPA 72
- (SD) SMOKE DETECTOR - TIE TO FA
- (M) MANUAL PULL
- (HD) HEAT DETECTOR



① LEVEL 3 MEP PLAN
1/4" = 1'-0"




651 NORTH MAIN STREET, SUITE 5
HARRISON, VA 24354
TEL: 276.783.5133
271 WEST VIEW STREET
HARRISONBURG, VA 22801
TEL: 540.416.1022

PHASE 2 RENOVATIONS FOR
**RICHLANDS BRANCH TAZEWELL
 COUNTY PUBLIC LIBRARY**
 102 SUFFOLK AVENUE
 RICHLANDS, VIRGINIA 24641

1 PERMIT SET 8/4/23

DESCRIPTION DATE



COPYRIGHT: 2021 ALL RIGHTS RESERVED. PRINTED OR ELECTRONIC DRAWINGS AND DOCUMENTATION MAY NOT BE REPRODUCED IN ANY FORM WITHOUT WRITTEN PERMISSION FROM HUBER ARCHITECTS, PC.

PROJECT: 2308
DATE: 8/4/2023 2:57:53 PM

**MECHANICAL LEVEL 3
PLAN**

M104